

# Cass County - July 2010

Total County Population	13,790
Children ages 0 through 5	968
Children ages 6 through 9	609
Children ages 10 through 12	464

Data source: Woods & Poole Population Estimates as of Dec 31, 2009.

Families with all parents working & children under age 6	76%
Median Family Income	40,564
Average weekly income (Annual/52)	\$ 780

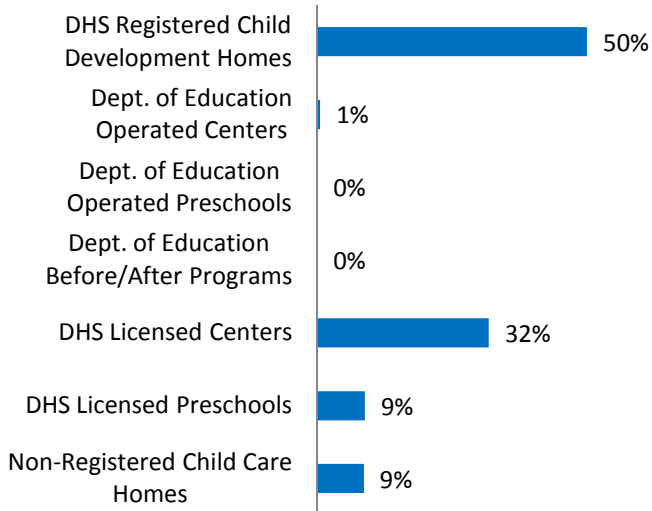
Data source: State Library of Iowa, www.iowadatecenter.org.



www.iowaccrr.org

1-877-216-8481

## Percent of Program Spaces



CCR&R may not have all DOE programs listed since they are not regulated by DHS.

## 926 Total # spaces LISTED with CCR&R


- 464 DHS Registered Child Development Homes
  - 5 Dept. of Education Operated Centers
  - 0 Dept. of Education Operated Preschools
  - 0 Dept. of Education Before/After Programs
- 295 DHS Licensed Centers
  - 82 DHS Licensed Preschools
  - 80 Non-Registered Child Care Homes

## 77 Total Child Care Programs LISTED with CCR&R

- 43 DHS Registered Child Development Homes
  - 1 Dept. of Education Operated Centers
  - 0 Dept. of Education Operated Preschools
  - 0 Dept. of Education Before/After Programs
- 5 DHS Licensed Centers
  - 3 DHS Licensed Preschools
- 25 Non-Registered Child Care Homes

\*School District Dept of Education programs are not licensed by DHS but meet Standards for Child Care adopted by the State Board of Education.

## Quality Programs for Providers



\* Programs may choose to participate in more than one quality measure. The number of QRS Providers changes monthly.

Go to <http://www.dhs.state.ia.us/iqrs/> for up-to-date information.

\*\*Centers, Preschools and Before/After school programs do not qualify for ChildNet Certification.

**For a family earning the median income of \$40,564 with an infant in child care they would pay:**

- 15% of their income before taxes, if their child was in a center
- 14% of their income before taxes, if their child was in a child care home

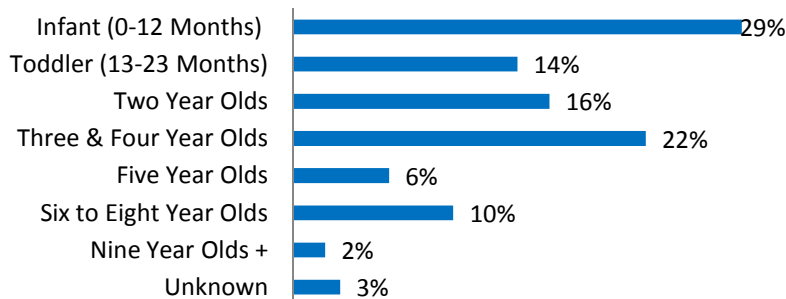
Data source: State Library of Iowa, [www.iowadatecenter.org](http://www.iowadatecenter.org).

**Out of 77 child care programs, 57 programs report they accept DHS Child Care Assistance funded children.**

Child Care Rates Per week	Infant (0-12 Months)	Toddler (13-23 months)	Two Year Olds	Three Year Olds	Four & Five Year Olds	Before & After School	Full Time School-age
DHS Registered Child Development Homes	\$110.58	\$110.17	\$109.75	\$107.91	\$109.75	\$52.29	\$110.75
DHS Licensed Centers	\$120.25	\$120.25	\$110.75	\$105.75	\$96.25	\$18.00	\$70.00

\* Note provider may charge by the month, week, day or hour.

### Percent of Requests for Child Care by Age



### Range of Preschool Tuition Rates per month by Age

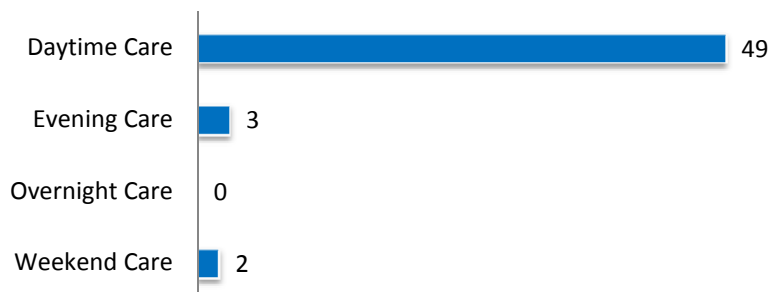
	Lowest	Highest
Three Yr Olds	\$25.00	\$25.00
Four Yr Olds +	\$25.00	\$25.00

\*Preschool classes range from 1-5 days a week.

\*Free preschool programs are not included in the rate ranges above.

**CCR&R referred 28 families with 49 children to child care providers.**

### Requests for Child Care by Type



\*Families may request more than one type of care for their child(ren).

Requests for Child Care data is from July 1 - June 30, 2010

Data provided by Child Care Resource & Referral using NACCRRAware as of July 1, 2010 unless otherwise noted.

**Cass County**