

Cherokee County - July 2010

Total County Population	11,523
Children ages 0 through 5	695
Children ages 6 through 9	447
Children ages 10 through 12	401

Data source: Woods & Poole Population Estimates as of Dec 31, 2009.

Families with all parents working & children under age 6	81%
Median Family Income	\$42,897
Average Weekly Income	\$825

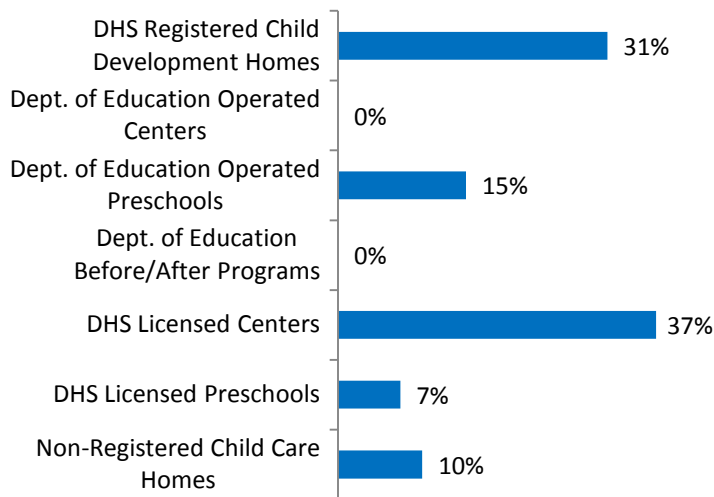
Data source: State Library of Iowa, www.iowadatabase.org



www.iowaccrr.org

1-877-216-8481

Percent of Program Spaces



CCR&R may not have all DOE programs listed since they are not regulated by DHS.

512 Total Spaces LISTED with CCR&R

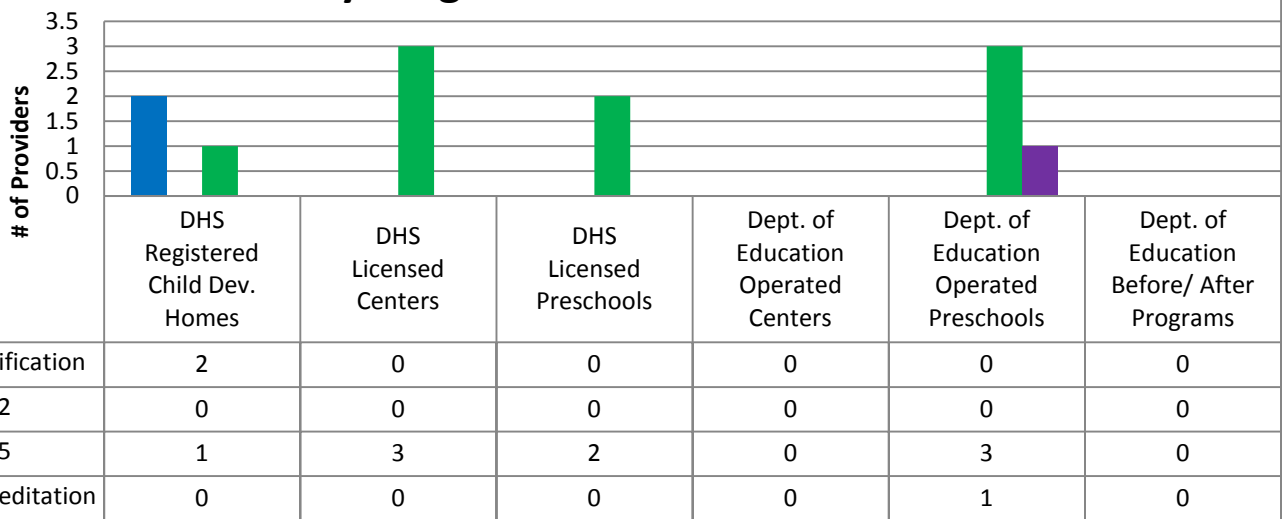
- 160 DHS Registered Child Development Homes
 - 0 Dept. of Education Operated Centers
 - 76 Dept. of Education Operated Preschools
 - 0 Dept. of Education Before/After Programs
- 189 DHS Licensed Centers
 - 37 DHS Licensed Preschools
 - 50 Non-Registered Child Care Homes

32 Total Programs LISTED with CCR&R

- 13 DHS Registered Child Development Homes
 - 0 Dept. of Education Operated Centers
 - 3 Dept. of Education Operated Preschools
 - 0 Dept. of Education Before/After Programs
- 4 DHS Licensed Centers
 - 2 DHS Licensed Preschools
- 10 Non-Registered Child Care Homes

*School District Dept of Education programs are not licensed by DHS but meet Standards for Child Care adopted by the State Board of Education.

Quality Programs for Providers



* Programs may choose to participate in more than one quality measure. The number of QRS Providers changes monthly.

Go to <http://www.dhs.state.ia.us/iqrs/> for up-to-date information.

*Centers, Preschools and Before/After school programs do not qualify for ChildNet Certification.

For a family earning the median income of \$42,897 with an infant in child care they would pay:

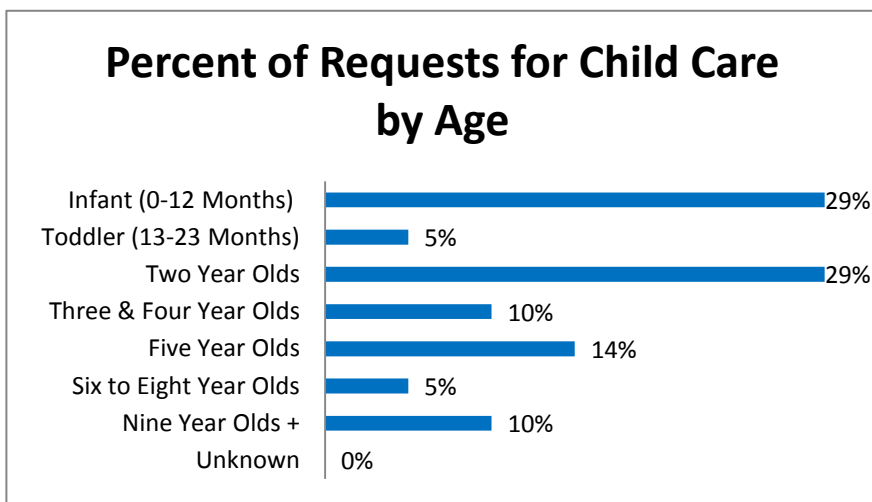
- 14% of their income before taxes, if their child was in a registered home
- 15% of their income before taxes, if their child was in a licensed center

Data source: State Library of Iowa, www.iowadatacenter.org.

Out of 32 child care programs, 27 programs report they accept DHS Child Care Assistance funded children.

Child Care Rates Per Week	Infant (0-12 Months)	Toddler (13-23 Months)	Two Year Olds	Three Year Olds	Four & Five Year Olds	Before & After School	Full Time School-Age
DHS Registered Child Development Homes	\$111.60	\$111.60	\$111.60	\$110.70	\$109.80	\$48.80	\$109.80
DHS Licensed Centers	\$123.75	\$123.75	\$123.75	\$123.75	\$123.75	\$55.00	\$123.75

* Providers may charge by the month, week, day or hour.



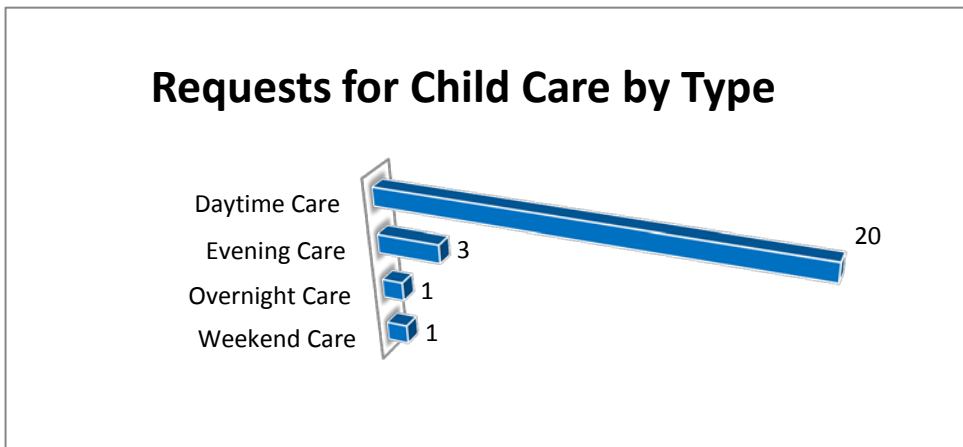
Range of Preschool Tuition Rates per month - by age

	Lowest	Highest
Three Yr Olds	\$50.00	\$160.00
Four Yr Olds +	\$90.00	\$160.00

*Preschool classes range from 1-5 days a week.

*Free preschool programs are not included in the rate ranges above.

CCR&R referred 18 families with 21 children to child care providers.



*Families may request more than one type of care for their child(ren).

Requests for Child Care data is from July 1, 2009 - June 30, 2010.

Data provided by Child Care Resource & Referral using NACCRRAware as of July 1, 2010 unless otherwise noted.