

# Clarke County - June 2010

Total County Population	9,084
Children ages 0 through 5	779
Children ages 6 through 9	493
Children ages 10 through 12	315

Data source: Woods & Poole Population Estimates as of Dec 31, 2009.

Families with all parents working & children under age 6	85%
Median Family Income	42,171
Average weekly income (Annual/52)	\$ 811

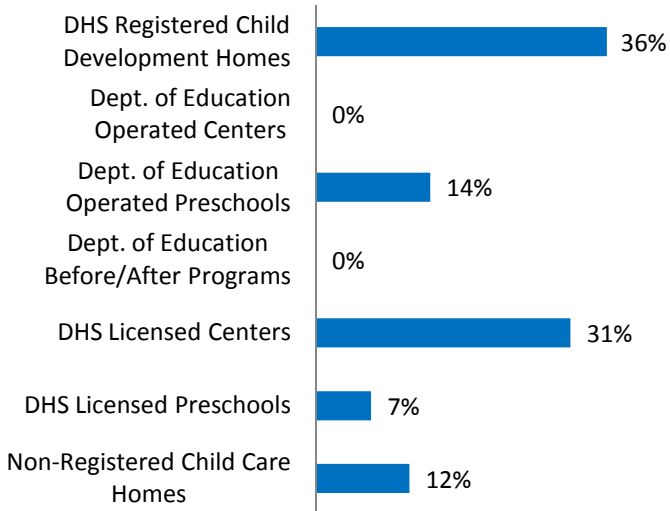
Data source: State Library of Iowa, www.iowadatacenter.org.



www.iowaccrr.org

1-877-216-8481

## Percent of Program Spaces



CCR&R may not have all DOE programs listed since they are not regulated by DHS.

## 778 Total # spaces LISTED with CCR&R

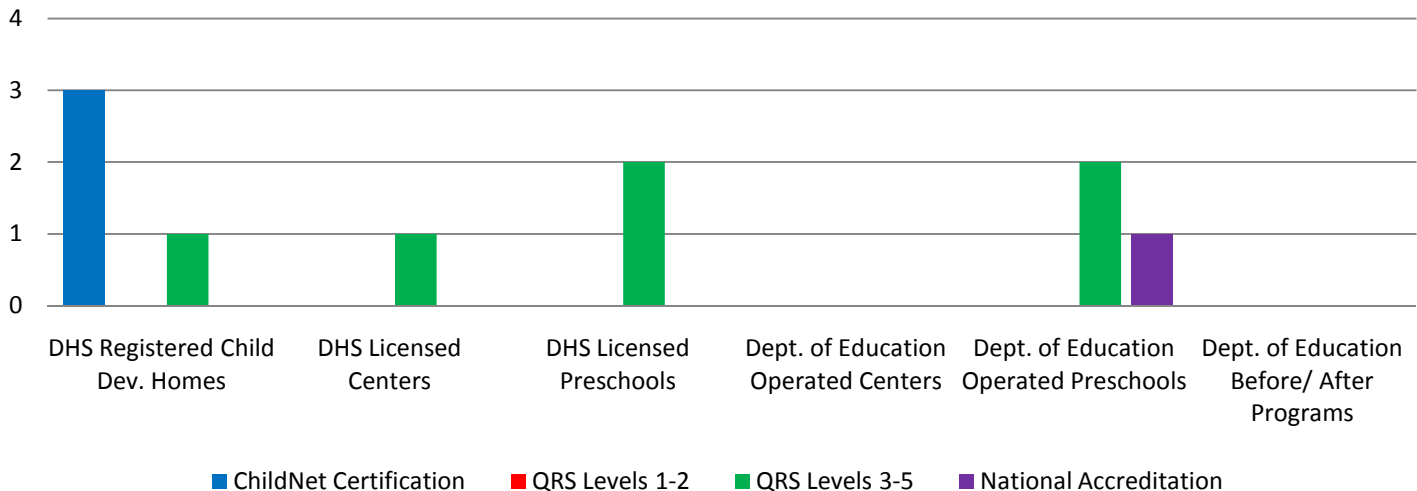
- 280 DHS Registered Child Development Homes
  - 0 Dept. of Education Operated Centers
- 110 Dept. of Education Operated Preschools
  - 0 Dept. of Education Before/After Programs
- 245 DHS Licensed Centers
  - 53 DHS Licensed Preschools
- 90 Non-Registered Child Care Homes

## 49 Total Child Care Programs LISTED with CCR&R

- 24 DHS Registered Child Development Homes
  - 0 Dept. of Education Operated Centers
- 2 Dept. of Education Operated Preschools
  - 0 Dept. of Education Before/After Programs
- 2 DHS Licensed Centers
  - 3 DHS Licensed Preschools
- 18 Non-Registered Child Care Homes

\*School District Dept of Education programs are not licensed by DHS but meet Standards for Child Care adopted by the State Board of Education.

## Quality Programs for Providers



\* Programs may choose to participate in more than one quality measure. The number of QRS Providers changes monthly.

Go to <http://www.dhs.state.ia.us/iqrs/> for up-to-date information.

\*\*Centers, Preschools and Before/After school programs do not qualify for ChildNet Certification.

For a family earning the median income of \$42,171 with an infant in child care they would pay:

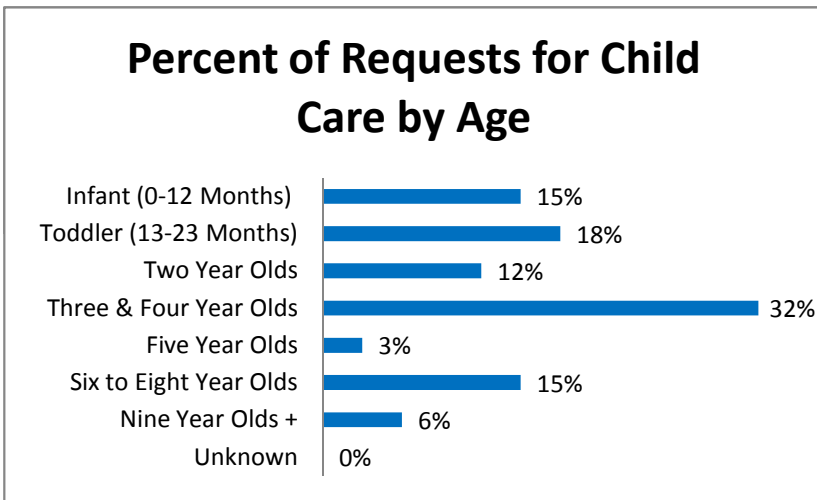
- 14% of their income before taxes, if their child was in a center
- 13% of their income before taxes, if their child was in a child care home

Data source: State Library of Iowa, [www.iowadatatcenter.org](http://www.iowadatatcenter.org).

**Out of 45 child care programs, 42 programs report they accept DHS Child Care Assistance funded children.**

Child Care Rates Per week	Infant (0-12 Months)	Toddler (13-23 months)	Two Year Olds	Three Year Olds	Four & Five Year Olds	Before & After School	Full Time School-age
DHS Registered Child Development Homes	\$103.47	\$102.95	\$102.04	\$95.61	\$99.38	\$56.86	\$108.67
DHS Licensed Centers	\$111.50	\$111.50	\$105.00	\$97.50	\$115.00	\$60.00	\$97.50

\* Note provider may charge by the month, week, day or hour.

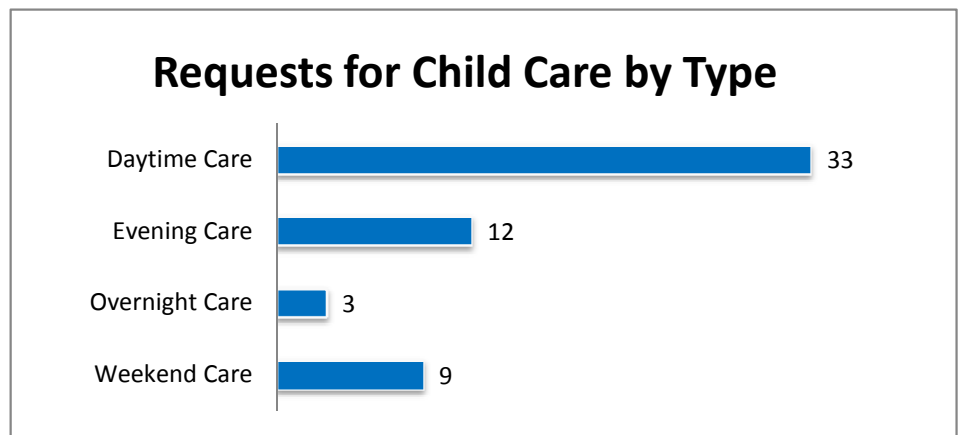


### Range of Preschool Tuition Rates per month by Age

	Lowest	Highest
Three Yr Olds	\$55.00	\$60.00
Four Yr Olds +	\$70.00	\$70.00

\*Preschool classes range from 1-5 days a week.  
\*Free preschool programs are not included in the rate ranges above.

**CCR&R referred 18 families with 34 children to child care providers.**



\*Families may request more than one type of care for their child(ren).  
Requests for Child Care data is from July 1 - June 30, 2010.

Data provided by Child Care Resource & Referral using NACCRRAware as of June 30, 2010 unless otherwise noted.