

# Clay County - July 2010

Total County Population	16,697
Children ages 0 through 5	1,232
Children ages 6 through 9	780
Children ages 10 through 12	582

Data source: Woods & Poole Population Estimates as of Dec 31, 2009.

Families with all parents working & children under age 6	76%
Median Family Income	\$42,769
Average Weekly Income	\$822

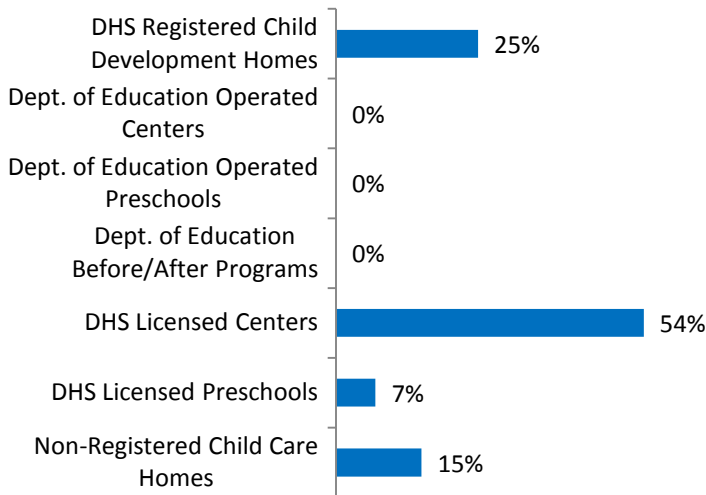
Data source: State Library of Iowa, www.iowadatacenter.org



www.iowaccrr.org

1-877-216-8481

## Percent of Program Spaces



CCR&R may not have all DOE programs listed since they are not regulated by DHS.

## 1,311 Total Spaces LISTED with CCR&R

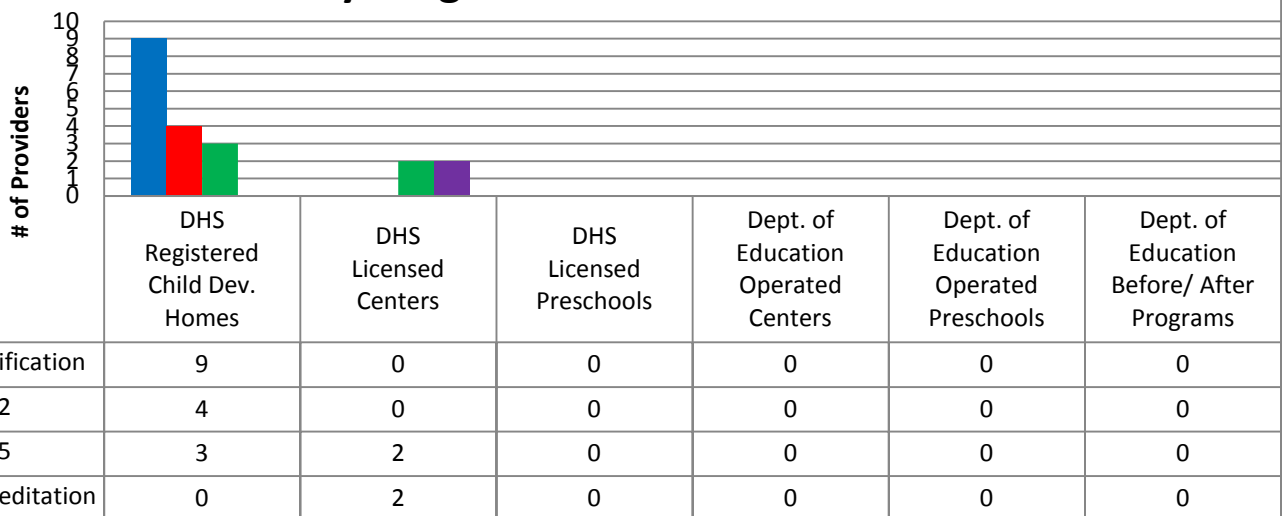
- 324 DHS Registered Child Development Homes
  - 0 Dept. of Education Operated Centers
  - 0 Dept. of Education Operated Preschools
  - 0 Dept. of Education Before/After Programs
- 702 DHS Licensed Centers
  - 90 DHS Licensed Preschools
- 195 Non-Registered Child Care Homes

## 76 Total Programs LISTED with CCR&R

- 28 DHS Registered Child Development Homes
  - 0 Dept. of Education Operated Centers
  - 0 Dept. of Education Operated Preschools
  - 0 Dept. of Education Before/After Programs
- 7 DHS Licensed Centers
  - 2 DHS Licensed Preschools
- 39 Non-Registered Child Care Homes

\*School District Dept of Education programs are not licensed by DHS but meet Standards for Child Care adopted by the State Board of Education.

## Quality Programs for Providers



\* Programs may choose to participate in more than one quality measure. The number of QRS Providers changes monthly.

Go to <http://www.dhs.state.ia.us/iqrs/> for up-to-date information.

\*Centers, Preschools and Before/After school programs do not qualify for ChildNet Certification.

**For a family earning the median income of \$42,769 with an infant in child care they would pay:**

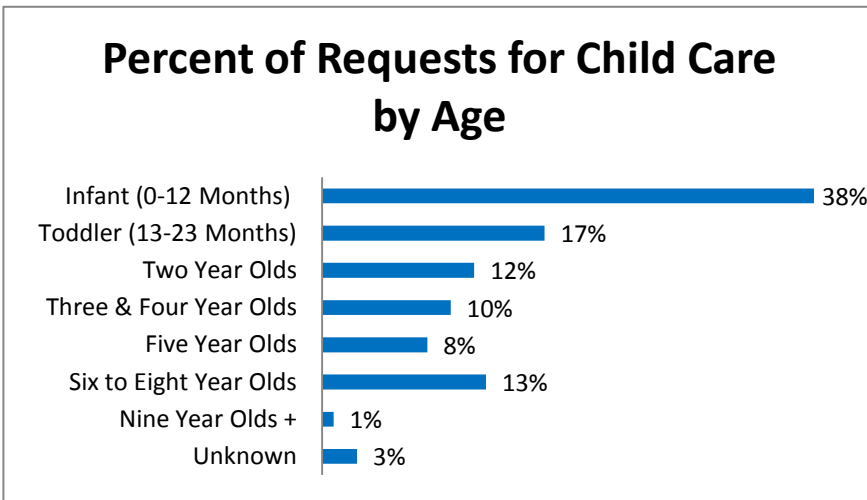
- 14% of their income before taxes, if their child was in a registered home
- 19% of their income before taxes, if their child was in a licensed center

Data source: State Library of Iowa, www.iowadatacenter.org.

**Out of 76 child care programs, 59 programs report they accept DHS Child Care Assistance funded children.**

Child Care Rates Per Week	Infant (0-12 Months)	Toddler (13-23 Months)	Two Year Olds	Three Year Olds	Four & Five Year Olds	Before & After School	Full Time School-Age
DHS Registered Child Development Homes	\$113.40	\$111.60	\$109.80	\$109.80	\$108.90	\$48.40	\$108.45
DHS Licensed Centers	\$157.50	\$157.50	\$123.75	\$120.60	\$103.50	\$46.00	\$95.40

\* Providers may charge by the month, week, day or hour.



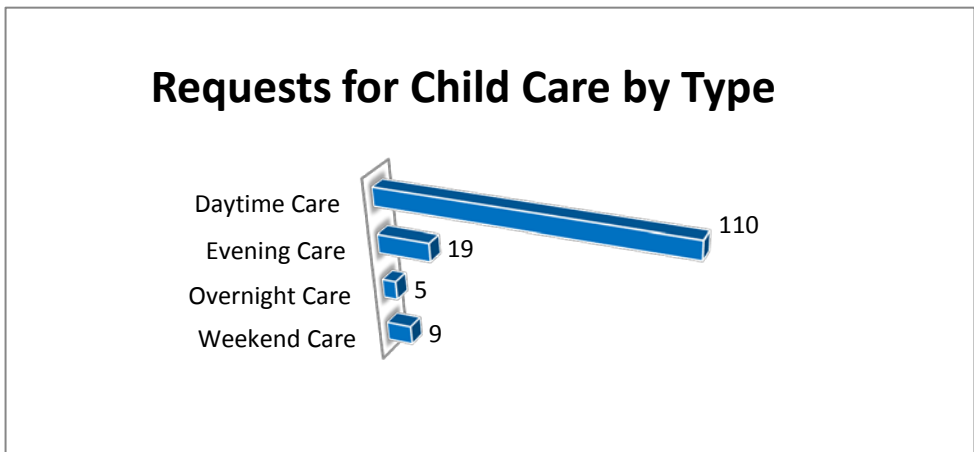
### Range of Preschool Tuition Rates per month - by age

	Lowest	Highest
Three Yr Olds	\$61.00	\$61.00
Four Yr Olds +	\$61.00	\$80.00

\*Preschool classes range from 1-5 days a week.

\*Free preschool programs are not included in the rate ranges above.

**CCR&R referred 75 families with 112 children to child care providers.**



\*Families may request more than one type of care for their child(ren).

Requests for Child Care data is from July 1, 2009 - June 30, 2010.

Data provided by Child Care Resource & Referral using NACCRRAware as of July 1, 2010 unless otherwise noted.