

# Dallas County - July 2010

Total County Population	61,053
Children ages 0 through 5	5,485
Children ages 6 through 9	3,492
Children ages 10 through 12	2,748

Data source: Woods & Poole Population Estimates as of Dec 31, 2009.

Families with all parents working & children under age 6	70%
Median Family Income	\$ 58,293
Average Weekly Income	\$ 1,121

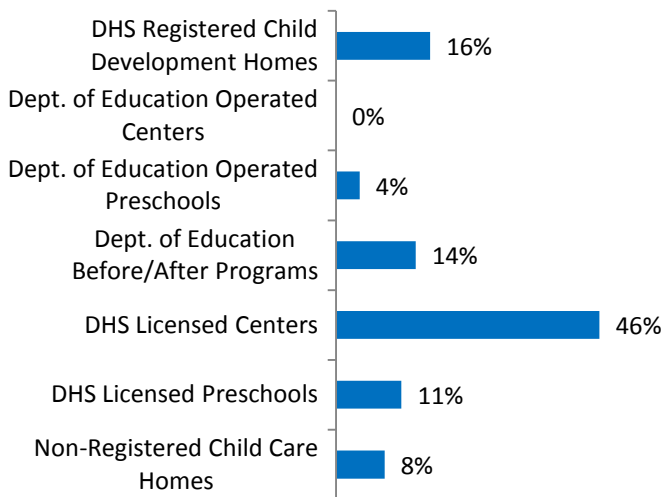
Data source: State Library of Iowa, www.iowadatatcenter.org



www.iowaccrr.org

1-877-216-8481

## Percent of Program Spaces



CCR&R may not have all DOE programs listed since they are not regulated by DHS.

## 4,327 Total Spaces LISTED with CCR&R

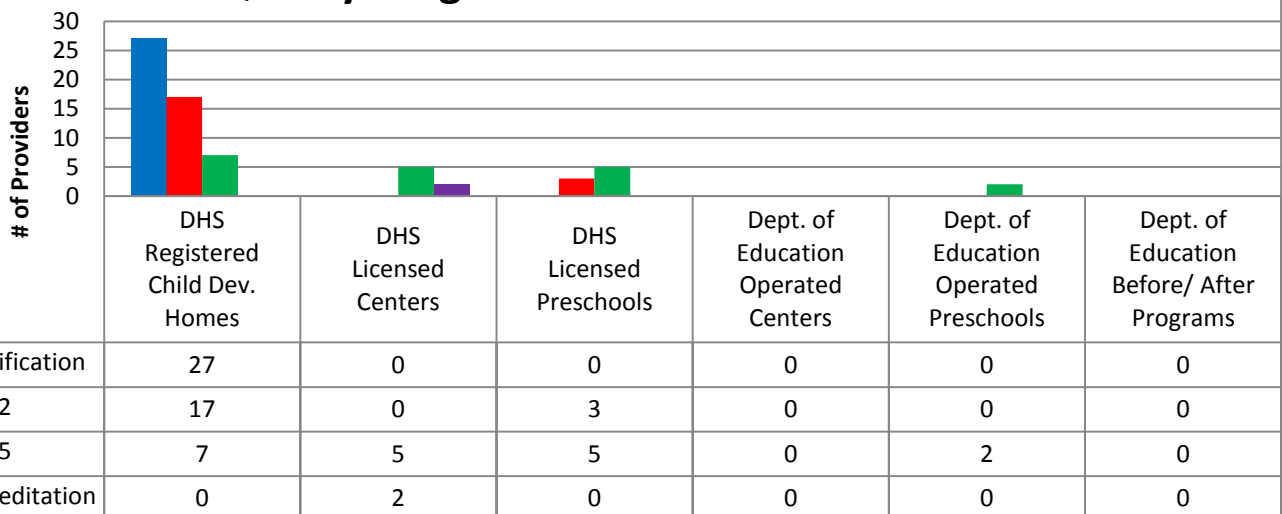
- 708 DHS Registered Child Development Homes
- 0 Dept. of Education Operated Centers
- 178 Dept. of Education Operated Preschools
- 600 Dept. of Education Before/After Programs
- 1,984 DHS Licensed Centers
- 492 DHS Licensed Preschools
- 365 Non-Registered Child Care Homes

## 188 Total Programs LISTED with CCR&R

- 65 DHS Registered Child Development Homes
- 0 Dept. of Education Operated Centers
- 9 Dept. of Education Operated Preschools
- 4 Dept. of Education Before/After Programs
- 22 DHS Licensed Centers
- 15 DHS Licensed Preschools
- 73 Non-Registered Child Care Homes

\*School District Dept of Education programs are not licensed by DHS but meet Standards for Child Care adopted by the State Board of Education.

## Quality Programs for Providers



\* Programs may choose to participate in more than one quality measure. The number of QRS Providers changes monthly.

Go to <http://www.dhs.state.ia.us/iqrs/> for up-to-date information.

\*Centers, Preschools and Before/After school programs do not qualify for ChildNet Certification.

**For a family earning the median income of \$58,293 with an infant in child care they would pay:**

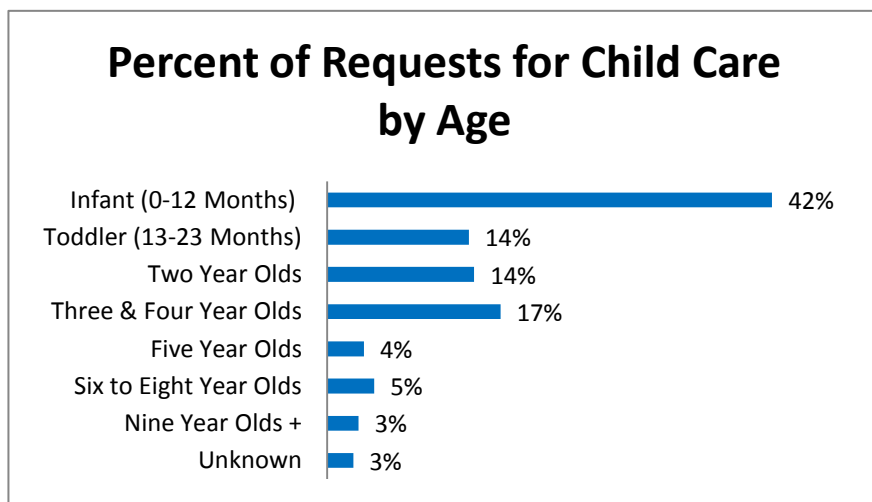
- 13% of their income before taxes, if their child was in a registered home
- 15% of their income before taxes, if their child was in a licensed center

Data source: State Library of Iowa, www.iowadatabase.org.

**Out of 188 child care programs, 95 programs report they accept DHS Child Care Assistance funded children.**

Child Care Rates Per Week	Infant (0-12 Months)	Toddler (13-23 Months)	Two Year Olds	Three Year Olds	Four & Five Year Olds	Before & After School	Full Time School-Age
DHS Registered Child Development Homes	\$145.28	\$143.49	\$140.96	\$139.62	\$137.96	\$54.72	\$109.41
DHS Licensed Centers	\$171.25	\$166.25	\$145.00	\$137.86	\$134.29	\$68.75	\$121.00

\* Providers may charge by the month, week, day or hour.



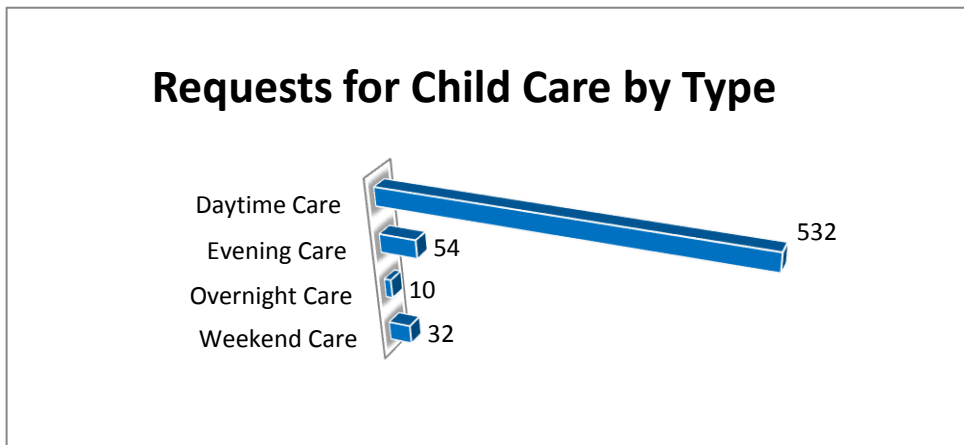
### Range of Preschool Tuition Rates per month - by age

	Lowest	Highest
Three Yr Olds	\$75.00	\$155.00
Four Yr Olds +	\$125.00	\$270.00

\*Preschool classes range from 1-5 days a week.

\*Free preschool programs are not included in the rate ranges above.

**CCR&R referred 303 families with 513 children to child care providers.**



\*Families may request more than one type of care for their child(ren).

Requests for Child Care data is from July 1, 2009 - June 30, 2010.

Data provided by Child Care Resource & Referral using NACCRRAware as of July 1, 2010 unless otherwise noted.