

# Decatur County - July 2010

Total County Population	8,389
Children ages 0 through 5	616
Children ages 6 through 9	366
Children ages 10 through 12	276

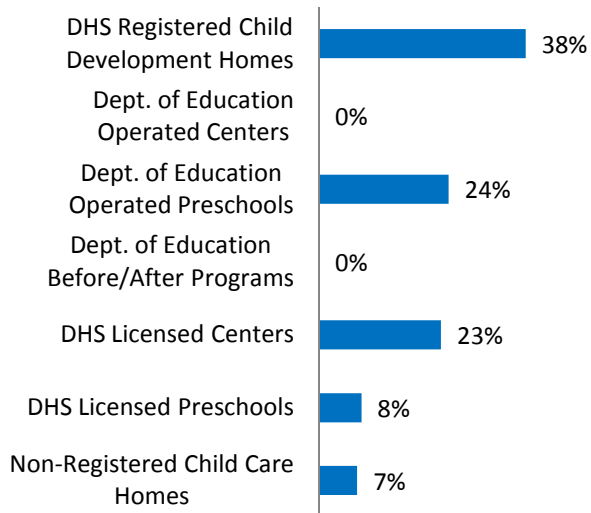
*Data source: Woods & Poole Population Estimates as of Dec 31, 2009.*

Families with all parents working & children under age 6	64%
Median Family Income	34,831
Average weekly income (Annual/52)	\$ 670

*Data source: State Library of Iowa, www.iowadatecenter.org.*



## Percent of Program Spaces



*CCR&R may not have all DOE programs listed since they are not regulated by DHS.*

## 636 Total # spaces LISTED with CCR&R

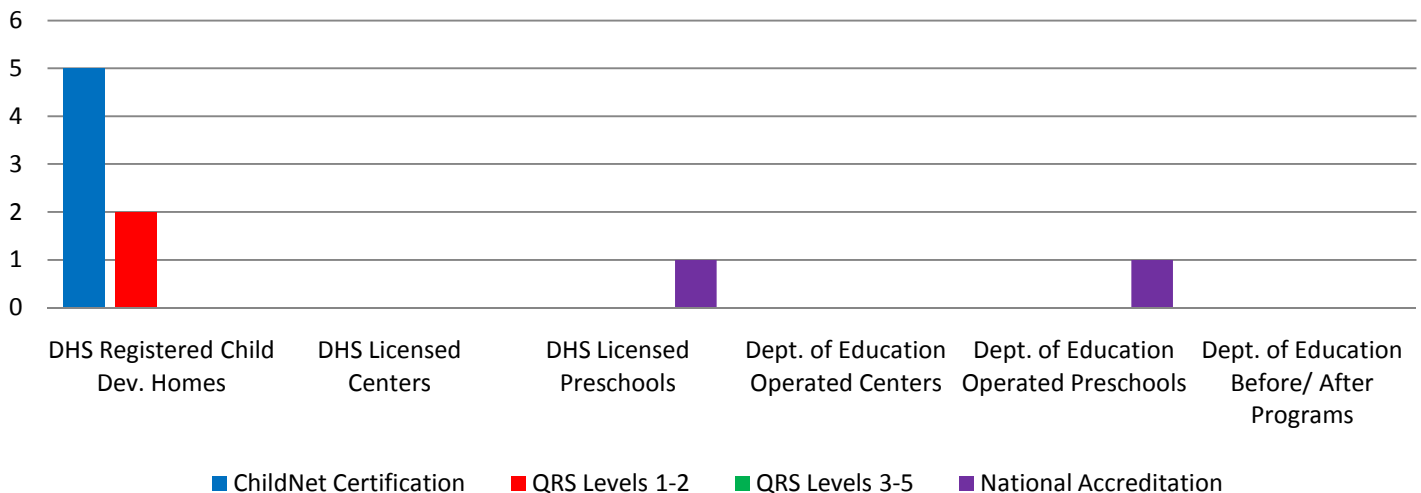
- 244 DHS Registered Child Development Homes
  - 0 Dept. of Education Operated Centers
- 153 Dept. of Education Operated Preschools
  - 0 Dept. of Education Before/After Programs
- 144 DHS Licensed Centers
  - 50 DHS Licensed Preschools
- 45 Non-Registered Child Care Homes

## 40 Total Child Care Programs LISTED with CCR&R

- 22 DHS Registered Child Development Homes
  - 0 Dept. of Education Operated Centers
- 5 Dept. of Education Operated Preschools
- 0 Dept. of Education Before/After Programs
- 2 DHS Licensed Centers
- 2 DHS Licensed Preschools
- 9 Non-Registered Child Care Homes

*\*School District Dept of Education programs are not licensed by DHS but meet Standards for Child Care adopted by the State Board of Education.*

## Quality Programs for Providers



*\* Programs may choose to participate in more than one quality measure. The number of QRS Providers changes monthly.*

*Go to <http://www.dhs.state.ia.us/iqrs/> for up-to-date information.*

*\*\*Centers, Preschools and Before/After school programs do not qualify for ChildNet Certification.*

For a family earning the median income of \$34,831 with an infant in child care they would pay:

- 20% of their income before taxes, if their child was in a center
- 15% of their income before taxes, if their child was in a child care home

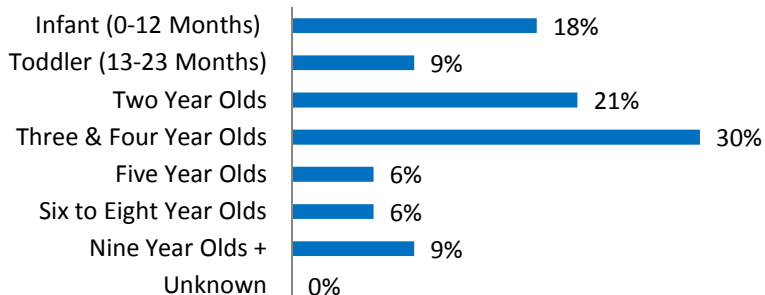
Data source: State Library of Iowa, [www.iowadatatcenter.org](http://www.iowadatatcenter.org).

**Out of 40 child care programs, 31 programs report they accept DHS Child Care Assistance funded children.**

Child Care Rates Per week	Infant (0-12 Months)	Toddler (13-23 months)	Two Year Olds	Three Year Olds	Four & Five Year Olds	Before & After School	Full Time School-age
DHS Registered Child Development Homes	\$100.85	\$100.85	\$97.91	\$97.32	\$97.16	\$45.50	\$98.18
DHS Licensed Centers	\$135.00	\$135.00	\$120.00	\$120.00	\$120.00	\$120.00	\$120.00

\* Note provider may charge by the month, week, day or hour.

### Percent of Requests for Child Care by Age



### Range of Preschool Tuition Rates per month by Age

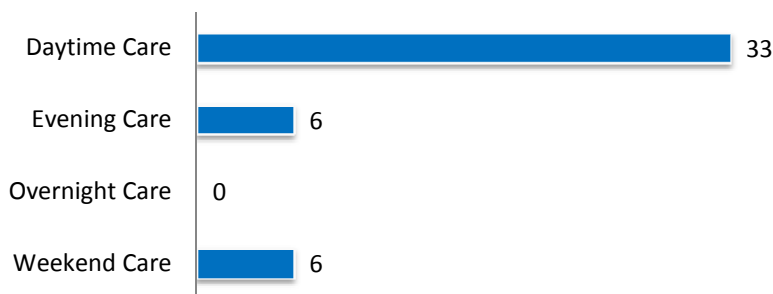
	Lowest	Highest
Three Yr Olds	N/A	N/A
Four Yr Olds +	N/A	N/A

\*Preschool classes range from 1-5 days a week.

\*Free preschool programs are not included in the rate ranges above.

**CCR&R referred 12 families with 23 children to child care providers.**

### Requests for Child Care by Type



\*Families may request more than one type of care for their child(ren).  
Requests for Child Care data is from July 1 - June 30, 2010

Data provided by Child Care Resource & Referral using NACCRRAware as of July 1, 2010 unless otherwise noted.

Decatur County