

Delaware County - July 2010

Total County Population	17,278
Children ages 0 through 5	1,264
Children ages 6 through 9	793
Children ages 10 through 12	644

Data source: Woods & Poole Population Estimates as of Dec 31, 2009.

Families with all parents working & children under age 6	79%
Median Family Income	\$43,607
Average Weekly Income	\$839

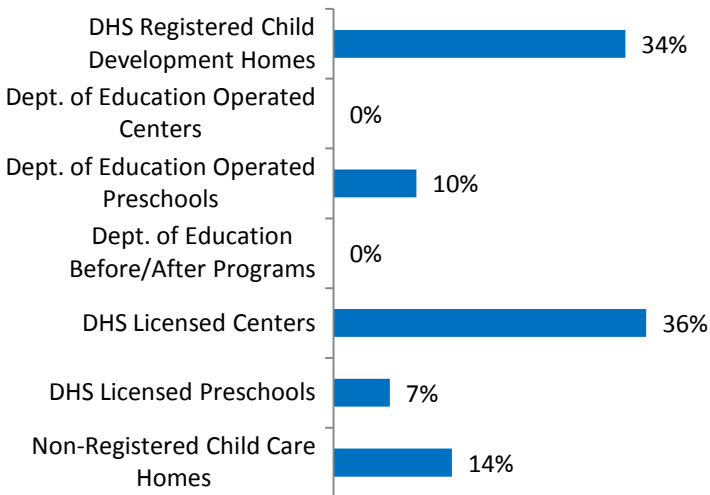
Data source: State Library of Iowa, www.iowadatatcenter.org



www.iowaccrr.org

1-877-216-8481

Percent of Program Spaces



CCR&R may not have all DOE programs listed since they are not regulated by DHS.

874 Total Spaces LISTED with CCR&R

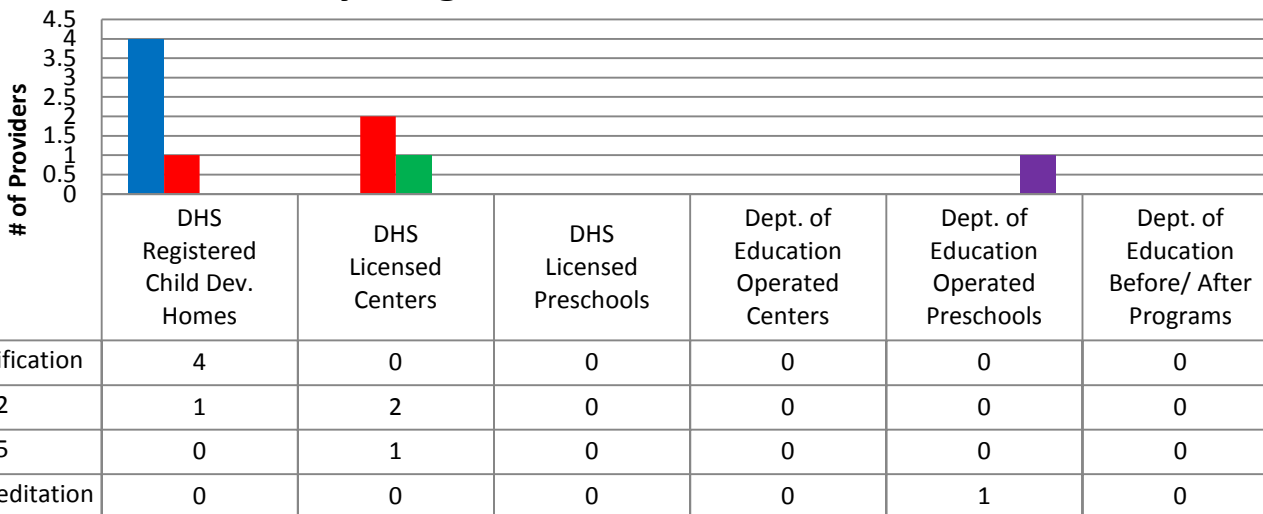
- 296 DHS Registered Child Development Homes
 - 0 Dept. of Education Operated Centers
 - 84 Dept. of Education Operated Preschools
 - 0 Dept. of Education Before/After Programs
- 317 DHS Licensed Centers
 - 57 DHS Licensed Preschools
- 120 Non-Registered Child Care Homes

62 Total Programs LISTED with CCR&R

- 25 DHS Registered Child Development Homes
 - 0 Dept. of Education Operated Centers
 - 5 Dept. of Education Operated Preschools
 - 0 Dept. of Education Before/After Programs
- 5 DHS Licensed Centers
 - 3 DHS Licensed Preschools
- 24 Non-Registered Child Care Homes

*School District Dept of Education programs are not licensed by DHS but meet Standards for Child Care adopted by the State Board of Education.

Quality Programs for Providers



* Programs may choose to participate in more than one quality measure. The number of QRS Providers changes monthly.

Go to <http://www.dhs.state.ia.us/iqrs/> for up-to-date information.

*Centers, Preschools and Before/After school programs do not qualify for ChildNet Certification.

For a family earning the median income of \$43,607 with an infant in child care they would pay:

- 13% of their income before taxes, if their child was in a registered home
- 14% of their income before taxes, if their child was in a licensed center

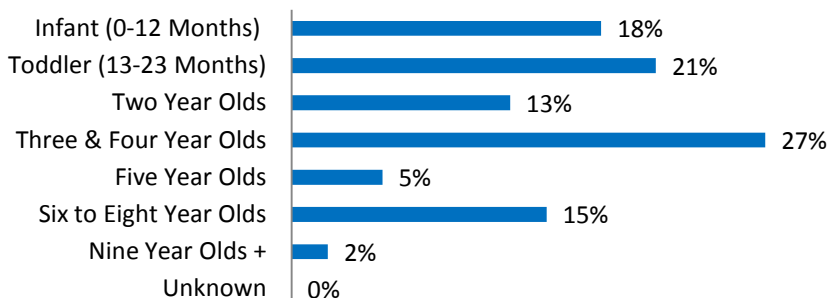
Data source: State Library of Iowa, www.iowadatatcenter.org.

Out of 62 child care programs, 46 programs report they accept DHS Child Care Assistance funded children.

Child Care Rates Per Week	Infant (0-12 Months)	Toddler (13-23 Months)	Two Year Olds	Three Year Olds	Four & Five Year Olds	Before & After School	Full Time School-Age
DHS Registered Child Development Homes	\$109.35	\$107.55	\$107.55	\$108.45	\$108.45	\$50.80	\$107.55
DHS Licensed Centers	\$117.90	\$117.90	\$113.40	\$111.60	\$111.60	\$49.60	\$111.60

* Providers may charge by the month, week, day or hour.

Percent of Requests for Child Care by Age



Range of Preschool Tuition Rates per month - by age

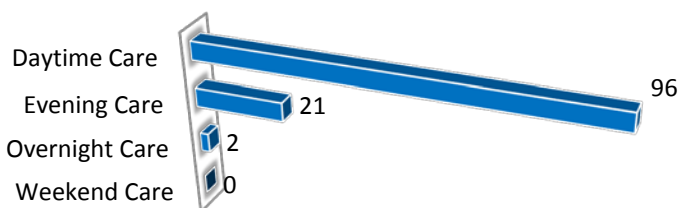
	Lowest	Highest
Three Yr Olds	N/A	N/A
Four Yr Olds +	N/A	N/A

*Preschool classes range from 1-5 days a week.

*Free preschool programs are not included in the rate ranges above.

CCR&R referred 44 families with 96 children to child care providers.

Requests for Child Care by Type



*Families may request more than one type of care for their child(ren).

Requests for Child Care data is from July 1, 2009 - June 30, 2010.

Data provided by Child Care Resource & Referral using NACCRRAware as of July 1, 2010 unless otherwise noted.