

Des Moines County - July 2010

Total County Population	40,491
Children ages 0 through 5	3,238
Children ages 6 through 9	2,008
Children ages 10 through 12	1,542

Data source: Woods & Poole Population Estimates as of Dec 31, 2009.

Families with all parents working & children under age 6	74%
Median Family Income	\$45,089
Average Weekly Income	\$867

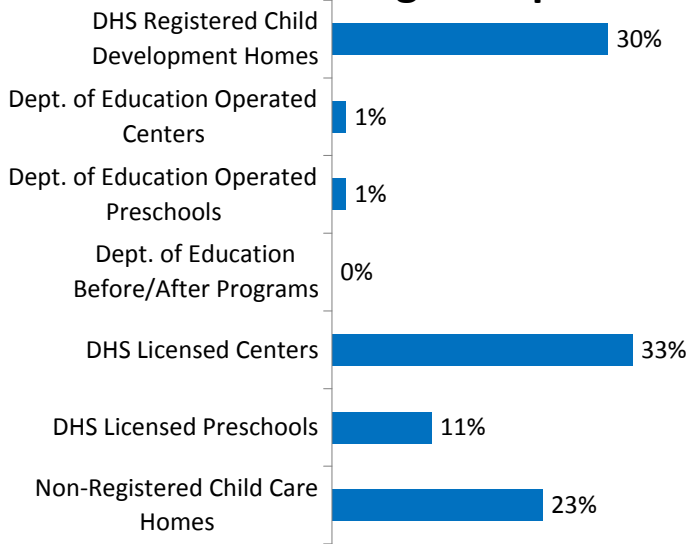
Data source: State Library of Iowa, www.iowadatatcenter.org



www.iowaccrr.org

1-877-216-8481

Percent of Program Spaces



CCR&R may not have all DOE programs listed since they are not regulated by DHS.

2,713 Total Spaces LISTED with CCR&R

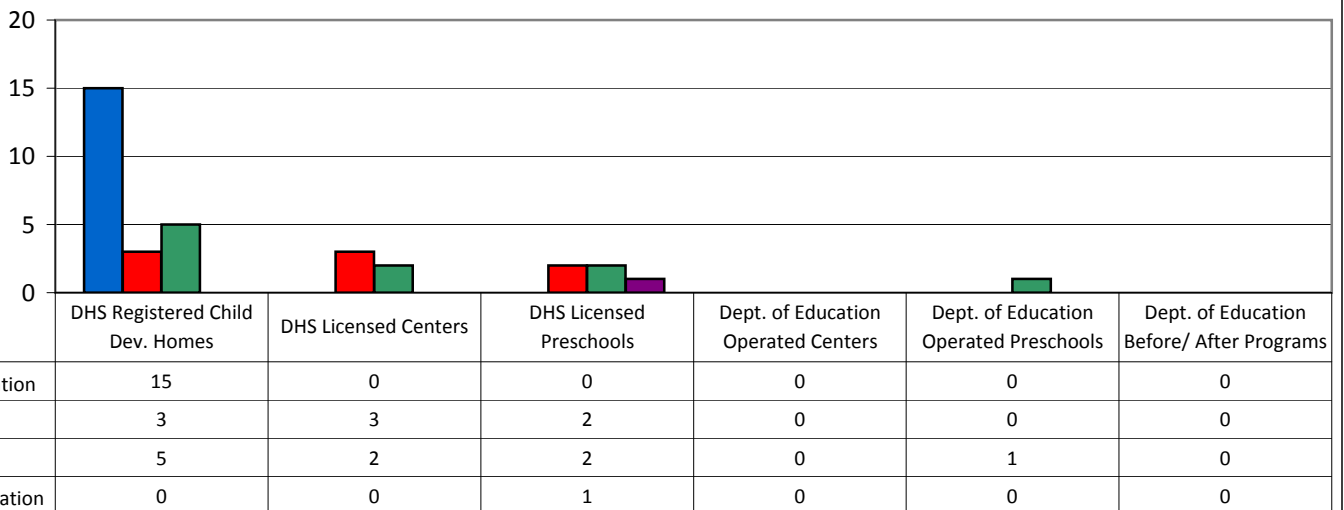
- 820 DHS Registered Child Development Homes
- 40 Dept. of Education Operated Centers
- 40 Dept. of Education Operated Preschools
- 0 Dept. of Education Before/After Programs
- 893 DHS Licensed Centers
- 295 DHS Licensed Preschools
- 625 Non-Registered Child Care Homes

224 Total Programs LISTED with CCR&R

- 74 DHS Registered Child Development Homes
- 1 Dept. of Education Operated Centers
- 2 Dept. of Education Operated Preschools
- 0 Dept. of Education Before/After Programs
- 14 DHS Licensed Centers
- 8 DHS Licensed Preschools
- 125 Non-Registered Child Care Homes

*School District Dept of Education programs are not licensed by DHS but meet Standards for Child Care adopted by the State Board of Education.

Quality Programs for Providers



* Programs may choose to participate in more than one quality measure. The number of QRS Providers changes monthly.

Go to <http://www.dhs.state.ia.us/iqrs/> for up-to-date information.

*Centers, Preschools and Before/After school programs do not qualify for ChildNet Certification.

For a family earning the median income of \$45,089 with an infant in child care they would pay:

- 14% of their income before taxes, if their child was in a registered home
- 16% of their income before taxes, if their child was in a licensed center

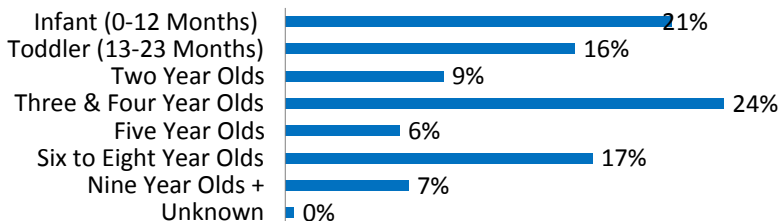
Data source: State Library of Iowa, www.iowadatatcenter.org.

Out of 224 child care programs, 213 programs report they accept DHS Child Care Assistance funded children.

Child Care Rates Per Week	Infant (0-12 Months)	Toddler (13-23 Months)	Two Year Olds	Three Year Olds	Four & Five Year Olds	Before & After School	Full Time School-Age
DHS Registered Child Development Homes	\$118.25	\$117.60	\$113.05	\$112.00	\$108.15	\$54.25	\$104.20
DHS Licensed Centers	\$138.00	\$136.67	\$135.58	\$121.75	\$121.75	\$36.25	\$118.88

* Providers may charge by the month, week, day or hour.

Percent of Requests for Child Care by Age



Range of Preschool Tuition Rates per month - by age

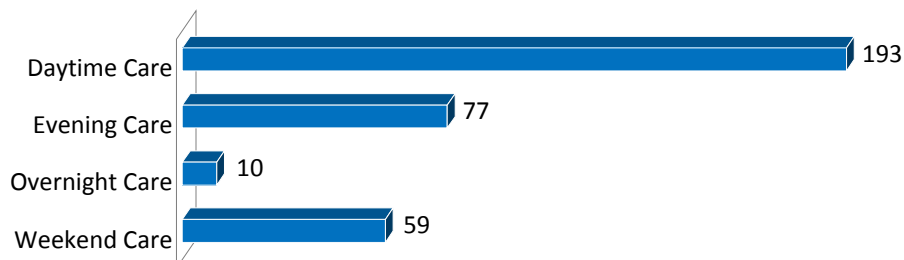
	Lowest	Highest
Three Yr Olds	\$70.00	\$160.00
Four Yr Olds +	\$65.00	\$267.00

*Preschool classes range from 1-5 days a week.

*Free preschool programs are not included in the rate ranges above.

CCR&R referred 122 families with 208 children to child care providers.

Requests for Child Care by Type



*Families may request more than one type of care for their child(ren).

Requests for Child Care data is from July 1, 2009 - June 30, 2010.

Data provided by Child Care Resource & Referral using NACCRRAware as of July 1, 2010 unless otherwise noted.