

Fayette County - July 2010

Total County Population	20,220
Children ages 0 through 5	1,365
Children ages 6 through 9	843
Children ages 10 through 12	708

Data source: Woods & Poole Population Estimates as of Dec 31, 2009.

Families with all parents working & children under age 6	76%
Median Family Income	\$39,960
Average Weekly Income	\$768

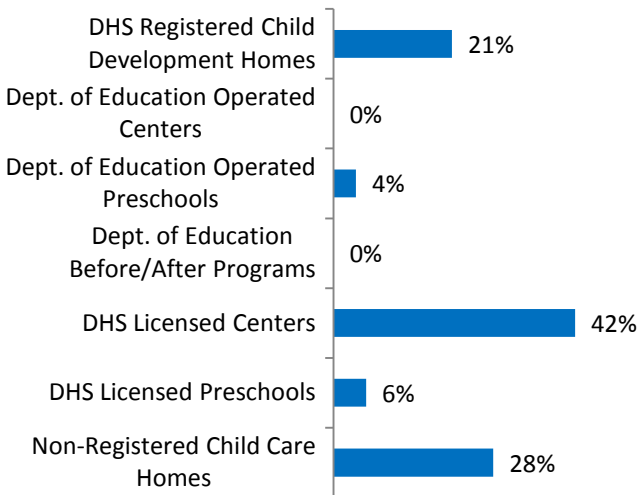
Data source: State Library of Iowa, www.iowadatatcenter.org



www.iowaccrr.org

1-877-216-8481

Percent of Program Spaces



CCR&R may not have all DOE programs listed since they are not regulated by DHS.

971 Total Spaces LISTED with CCR&R

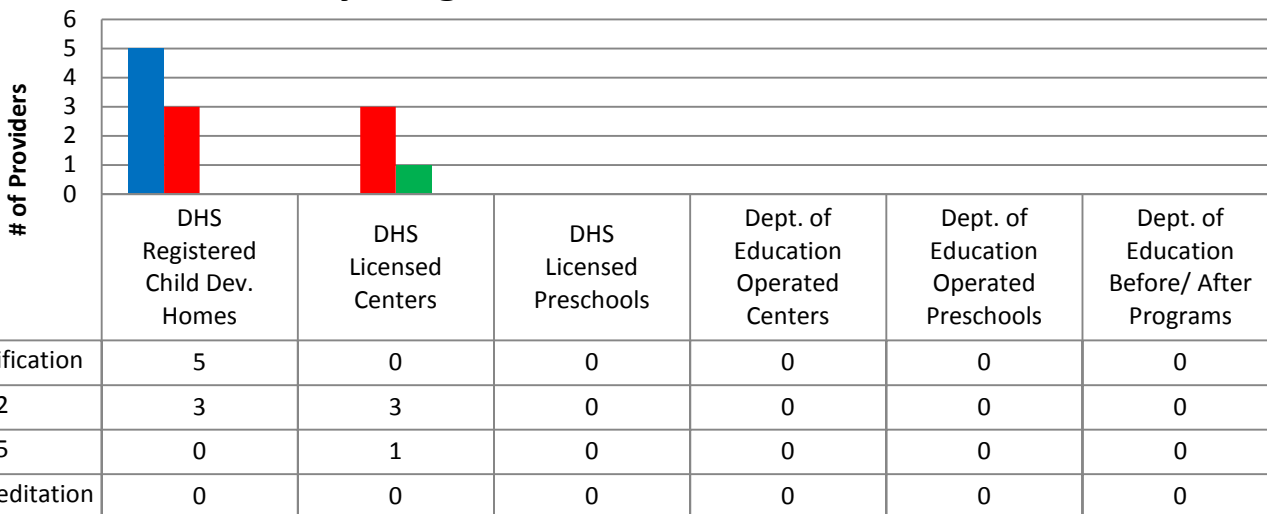
- 200 DHS Registered Child Development Homes
 - 0 Dept. of Education Operated Centers
 - 38 Dept. of Education Operated Preschools
 - 0 Dept. of Education Before/After Programs
- 408 DHS Licensed Centers
 - 55 DHS Licensed Preschools
- 270 Non-Registered Child Care Homes

86 Total Programs LISTED with CCR&R

- 19 DHS Registered Child Development Homes
 - 0 Dept. of Education Operated Centers
 - 4 Dept. of Education Operated Preschools
 - 0 Dept. of Education Before/After Programs
- 6 DHS Licensed Centers
 - 3 DHS Licensed Preschools
- 54 Non-Registered Child Care Homes

*School District Dept of Education programs are not licensed by DHS but meet Standards for Child Care adopted by the State Board of Education.

Quality Programs for Providers



* Programs may choose to participate in more than one quality measure. The number of QRS Providers changes monthly.

Go to <http://www.dhs.state.ia.us/iqrs/> for up-to-date information.

*Centers, Preschools and Before/After school programs do not qualify for ChildNet Certification.

For a family earning the median income of \$39,960 with an infant in child care they would pay:

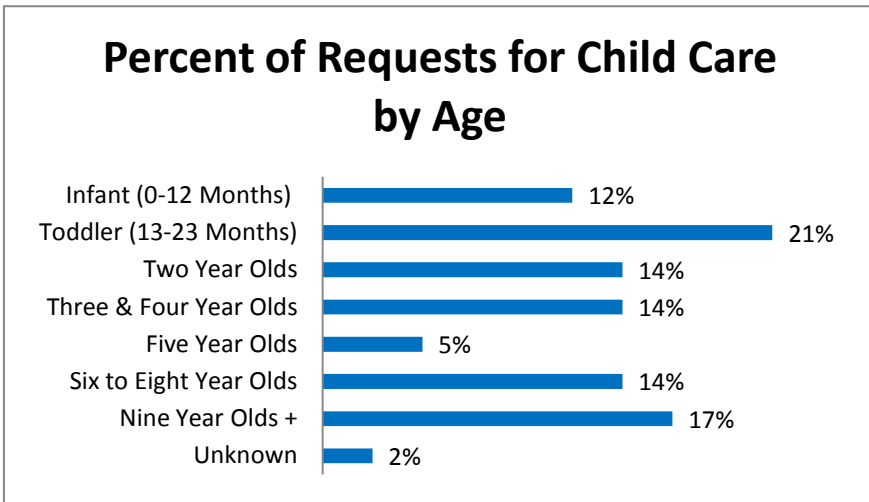
- 14% of their income before taxes, if their child was in a registered home
- 17% of their income before taxes, if their child was in a licensed center

Data source: State Library of Iowa, www.iowadatatcenter.org.

Out of 86 child care programs, 76 programs report they accept DHS Child Care Assistance funded children.

Child Care Rates Per Week	Infant (0-12 Months)	Toddler (13-23 Months)	Two Year Olds	Three Year Olds	Four & Five Year Olds	Before & After School	Full Time School-Age
DHS Registered Child Development Homes	\$103.95	\$103.05	\$103.05	\$103.05	\$103.05	\$46.40	\$103.05
DHS Licensed Centers	\$132.75	\$132.75	\$125.10	\$125.10	\$125.10	\$55.60	\$125.10

* Providers may charge by the month, week, day or hour.



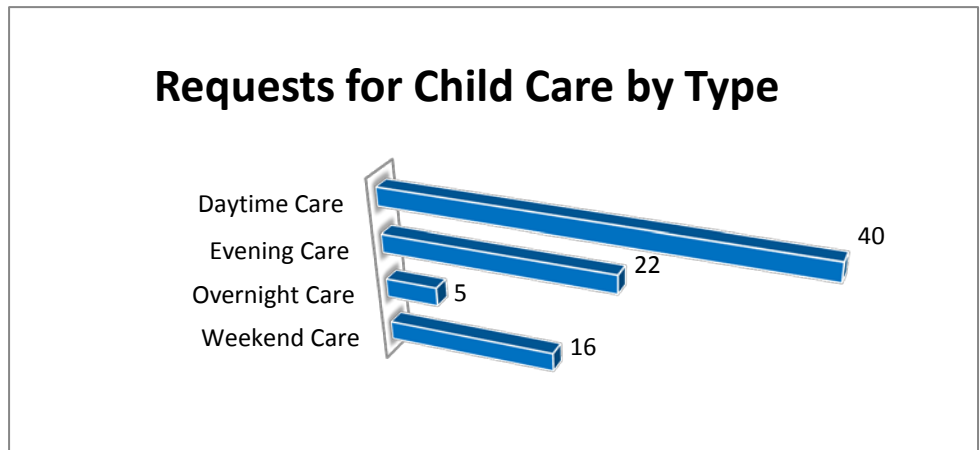
Range of Preschool Tuition Rates per month - by age

	Lowest	Highest
Three Yr Olds	N/A	N/A
Four Yr Olds +	N/A	N/A

*Preschool classes range from 1-5 days a week.

*Free preschool programs are not included in the rate ranges above.

CCR&R referred 26 families with 42 children to child care providers.



*Families may request more than one type of care for their child(ren).

Requests for Child Care data is from July 1, 2009 - June 30, 2010.

Data provided by Child Care Resource & Referral using NACCRRAware as of July 1, 2010 unless otherwise noted.