

# Humboldt County - July 2010

Total County Population	9,502
Children ages 0 through 5	721
Children ages 6 through 9	427
Children ages 10 through 12	295

Data source: Woods & Poole Population Estimates as of Dec 31, 2009.

Families with all parents working & children under age 6	67%
Median Family Income	\$46,510
Average Weekly Income	\$894

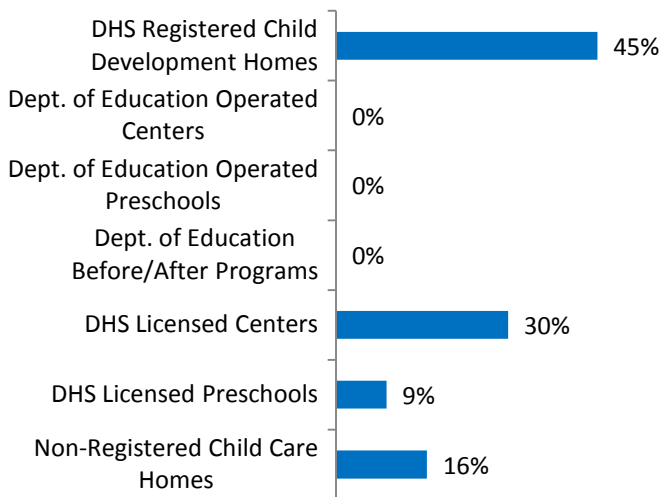
Data source: State Library of Iowa, www.iowadatascenter.org



www.iowaccrr.org

1-877-216-8481

## Percent of Program Spaces



CCR&R may not have all DOE programs listed since they are not regulated by DHS.

## 695 Total Spaces LISTED with CCR&R


- 316 DHS Registered Child Development Homes
  - 0 Dept. of Education Operated Centers
  - 0 Dept. of Education Operated Preschools
  - 0 Dept. of Education Before/After Programs
- 208 DHS Licensed Centers
  - 61 DHS Licensed Preschools
- 110 Non-Registered Child Care Homes

## 61 Total Programs LISTED with CCR&R

- 29 DHS Registered Child Development Homes
  - 0 Dept. of Education Operated Centers
  - 3 Dept. of Education Operated Preschools
  - 0 Dept. of Education Before/After Programs
- 4 DHS Licensed Centers
  - 3 DHS Licensed Preschools
- 22 Non-Registered Child Care Homes

\*School District Dept of Education programs are not licensed by DHS but meet Standards for Child Care adopted by the State Board of Education.

## Quality Programs for Providers



	DHS Registered Child Dev. Homes	DHS Licensed Centers	DHS Licensed Preschools	Dept. of Education Operated Centers	Dept. of Education Operated Preschools	Dept. of Education Before/ After Programs
ChildNet Certification	2	0	0	0	0	0
QRS Levels 1-2	0	0	0	0	0	0
QRS Levels 3-5	1	2	0	0	0	0
National Accreditation	0	0	0	0	0	0

\* Programs may choose to participate in more than one quality measure. The number of QRS Providers changes monthly.

Go to <http://www.dhs.state.ia.us/iqrs/> for up-to-date information.

\*Centers, Preschools and Before/After school programs do not qualify for ChildNet Certification.

**For a family earning the median income of \$46,510 with an infant in child care they would pay:**

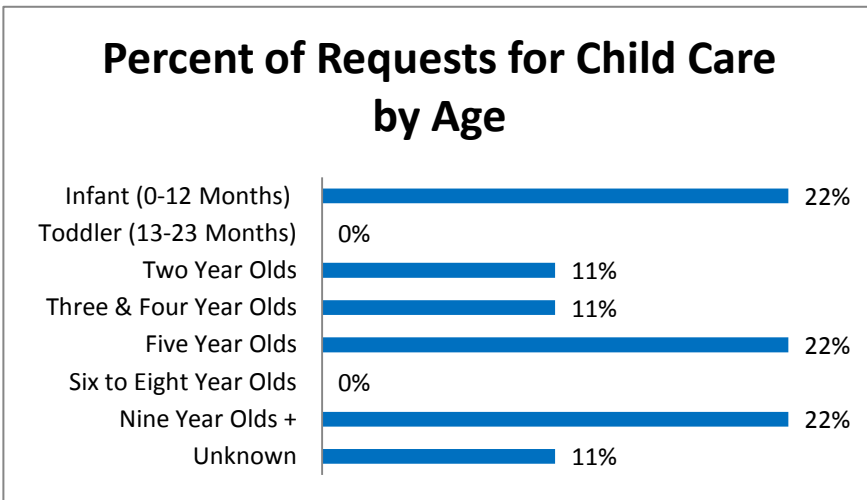
- 13% of their income before taxes, if their child was in a registered home
- 13% of their income before taxes, if their child was in a licensed center

Data source: State Library of Iowa, [www.iowadatabase.org](http://www.iowadatabase.org).

**Out of 61 child care programs, 51 programs report they accept DHS Child Care Assistance funded children.**

Child Care Rates Per Week	Infant (0-12 Months)	Toddler (13-23 Months)	Two Year Olds	Three Year Olds	Four & Five Year Olds	Before & After School	Full Time School-Age
DHS Registered Child Development Homes	\$115.65	\$115.65	\$115.65	\$115.65	\$115.65	\$51.40	\$111.15
DHS Licensed Centers	\$120.63	\$120.63	\$110.00	\$110.00	\$110.00	\$40.00	\$110.00

\* Providers may charge by the month, week, day or hour.



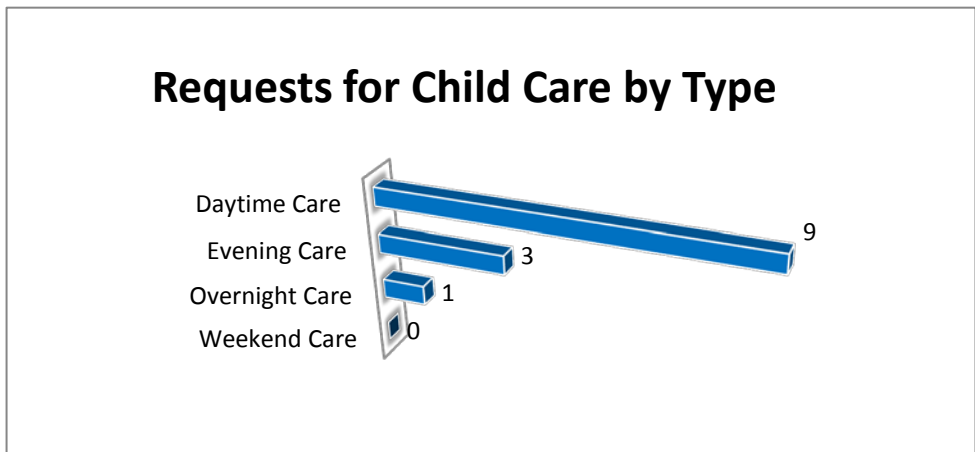
### Range of Preschool Tuition Rates per month - by age

	Lowest	Highest
Three Yr Olds	\$55.00	\$60.00
Four Yr Olds +	\$55.00	\$60.00

\*Preschool classes range from 1-5 days a week.

\*Free preschool programs are not included in the rate ranges above.

**CCR&R referred 5 families with 9 children to child care providers.**



\*Families may request more than one type of care for their child(ren).

Requests for Child Care data is from July 1, 2009 - June 30, 2010.

Data provided by Child Care Resource & Referral using NACCRRAware as of July 1, 2010 unless otherwise noted.