

Johnson County - July 2010

Total County Population	130,579
Children ages 0 through 5	10,054
Children ages 6 through 9	6,304
Children ages 10 through 12	4,077

Data source: Woods & Poole Population Estimates as of Dec 31, 2009.

Families with all parents working & children under age 6	69%
Median Family Income	\$60,112
Average Weekly Income	\$1,156

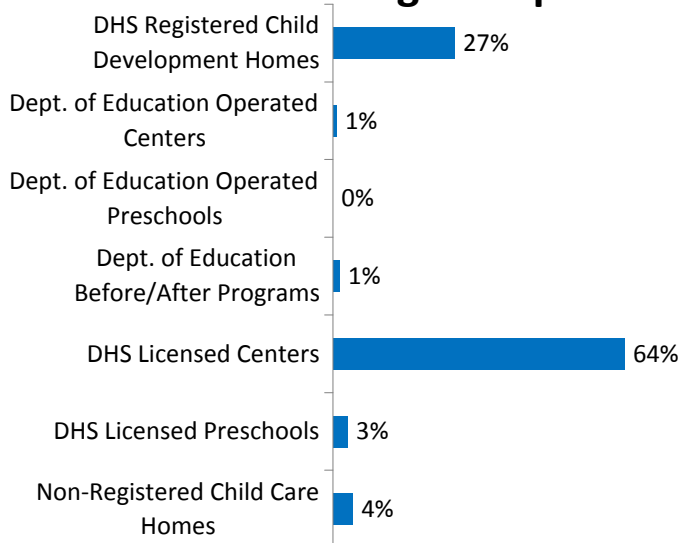
Data source: State Library of Iowa, www.iowadatatcenter.org



www.iowaccrr.org

1-877-216-8481

Percent of Program Spaces



CCR&R may not have all DOE programs listed since they are not regulated by DHS.

7,258 Total Spaces LISTED with CCR&R

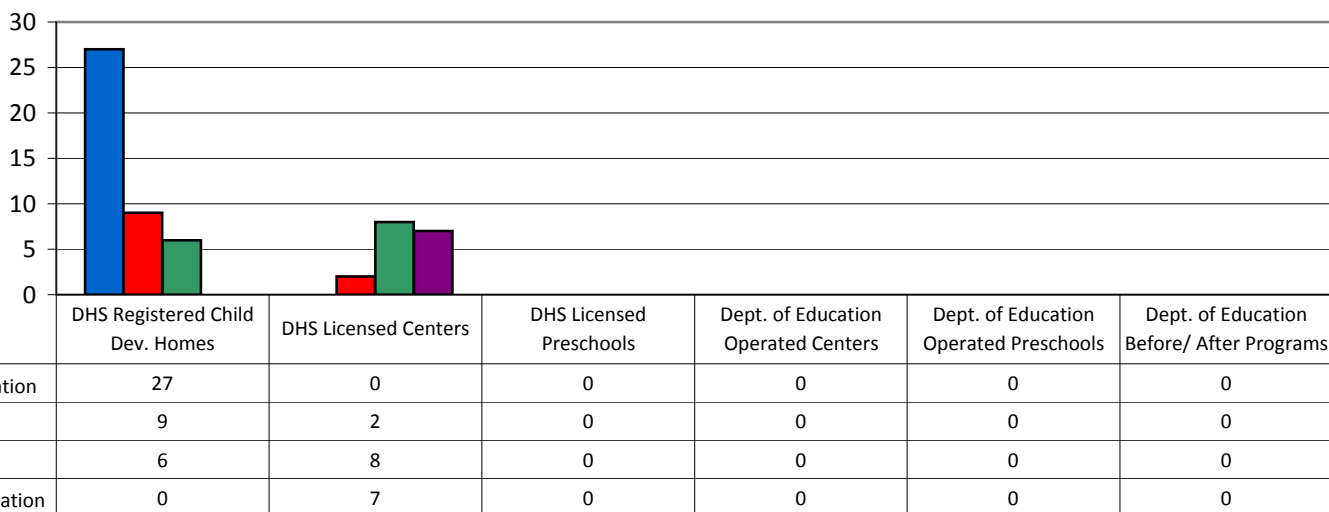
- 1,932 DHS Registered Child Development Homes
 - 50 Dept. of Education Operated Centers
 - 0 Dept. of Education Operated Preschools
 - 100 Dept. of Education Before/After Programs
- 4,637 DHS Licensed Centers
 - 229 DHS Licensed Preschools
 - 310 Non-Registered Child Care Homes

347 Total Programs LISTED with CCR&R

- 198 DHS Registered Child Development Homes
 - 1 Dept. of Education Operated Centers
 - 0 Dept. of Education Operated Preschools
 - 2 Dept. of Education Before/After Programs
- 76 DHS Licensed Centers
 - 8 DHS Licensed Preschools
 - 62 Non-Registered Child Care Homes

*School District Dept of Education programs are not licensed by DHS but meet Standards for Child Care adopted by the State Board of Education.

Quality Programs for Providers



* Programs may choose to participate in more than one quality measure. The number of QRS Providers changes monthly.

Go to <http://www.dhs.state.ia.us/iqrs/> for up-to-date information.

*Centers, Preschools and Before/After school programs do not qualify for ChildNet Certification.

For a family earning the median income of \$60,112 with an infant in child care they would pay:

- 12% of their income before taxes, if their child was in a registered home
- 17% of their income before taxes, if their child was in a licensed center

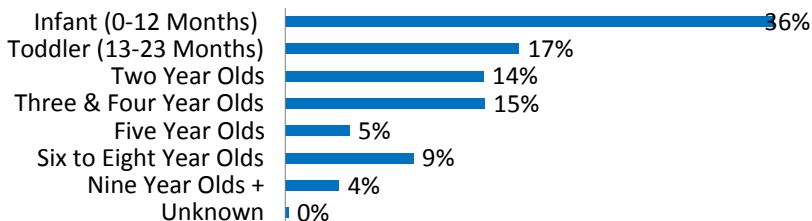
Data source: State Library of Iowa, www.iowadatatcenter.org.

Out of 347 child care programs, 203 programs report they accept DHS Child Care Assistance funded children.

Child Care Rates Per Week	Infant (0-12 Months)	Toddler (13-23 Months)	Two Year Olds	Three Year Olds	Four & Five Year Olds	Before & After School	Full Time School-Age
DHS Registered Child Development Homes	\$138.38	\$138.01	\$136.73	\$135.42	\$135.26	\$58.44	\$131.80
DHS Licensed Centers	\$192.23	\$190.17	\$171.08	\$157.63	\$156.35	\$70.39	\$138.91

* Providers may charge by the month, week, day or hour.

Percent of Requests for Child Care by Age



Range of Preschool Tuition Rates per month - by age


	Lowest	Highest
Three Yr Olds	\$90.00	\$375.00
Four Yr Olds +	\$95.00	\$375.00

*Preschool classes range from 1-5 days a week.

*Free preschool programs are not included in the rate ranges above.

CCR&R referred 646 families with 917 children to child care providers.

Requests for Child Care by Type



*Families may request more than one type of care for their child(ren).

Requests for Child Care data is from July 1, 2009 - June 30, 2010.

Data provided by Child Care Resource & Referral using NACCRRAware as of July 1, 2010 unless otherwise noted.