

Kossuth County - July 2010

| | |
|-----------------------------|--------|
| Total County Population | 15,439 |
| Children ages 0 through 5 | 1,033 |
| Children ages 6 through 9 | 616 |
| Children ages 10 through 12 | 510 |

Data source: Woods & Poole Population Estimates as of Dec 31, 2009.

| | |
|--|----------|
| Families with all parents working & children under age 6 | 75% |
| Median Family Income | \$41,159 |
| Average Weekly Income | \$792 |

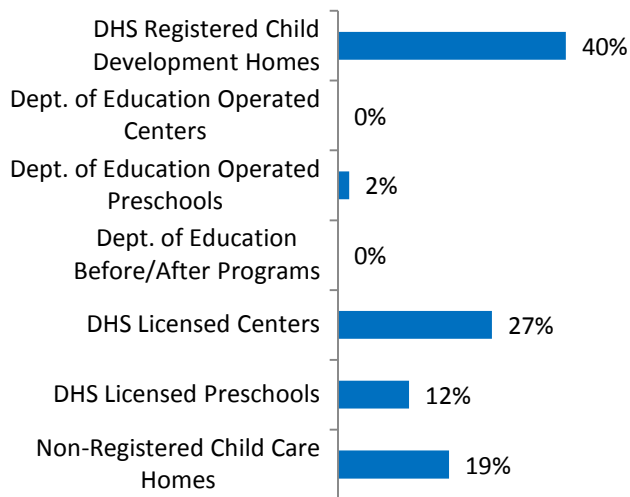
Data source: State Library of Iowa, www.iowadatacenter.org



www.iowaccrr.org

1-877-216-8481

Percent of Program Spaces



CCR&R may not have all DOE programs listed since they are not regulated by DHS.

777 Total Spaces LISTED with CCR&R

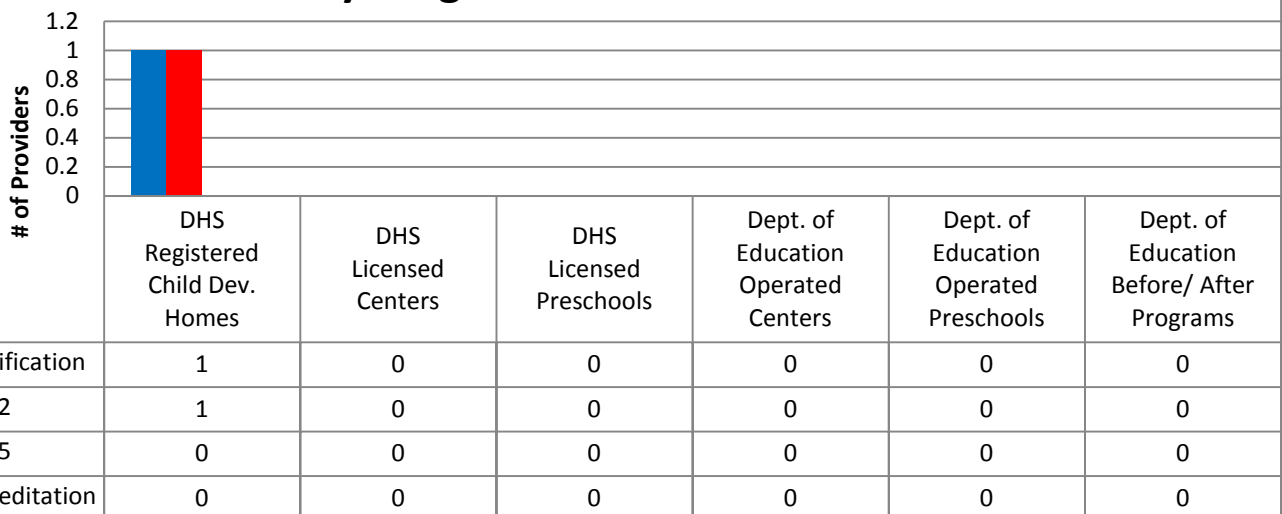
- 308 DHS Registered Child Development Homes
 - 0 Dept. of Education Operated Centers
 - 15 Dept. of Education Operated Preschools
 - 0 Dept. of Education Before/After Programs
- 208 DHS Licensed Centers
 - 96 DHS Licensed Preschools
- 150 Non-Registered Child Care Homes

66 Total Programs LISTED with CCR&R

- 24 DHS Registered Child Development Homes
 - 0 Dept. of Education Operated Centers
 - 3 Dept. of Education Operated Preschools
 - 0 Dept. of Education Before/After Programs
- 5 DHS Licensed Centers
 - 4 DHS Licensed Preschools
- 30 Non-Registered Child Care Homes

*School District Dept of Education programs are not licensed by DHS but meet Standards for Child Care adopted by the State Board of Education.

Quality Programs for Providers



* Programs may choose to participate in more than one quality measure. The number of QRS Providers changes monthly.

Go to <http://www.dhs.state.ia.us/iqrs/> for up-to-date information.

*Centers, Preschools and Before/After school programs do not qualify for ChildNet Certification.

For a family earning the median income of \$41,159 with an infant in child care they would pay:

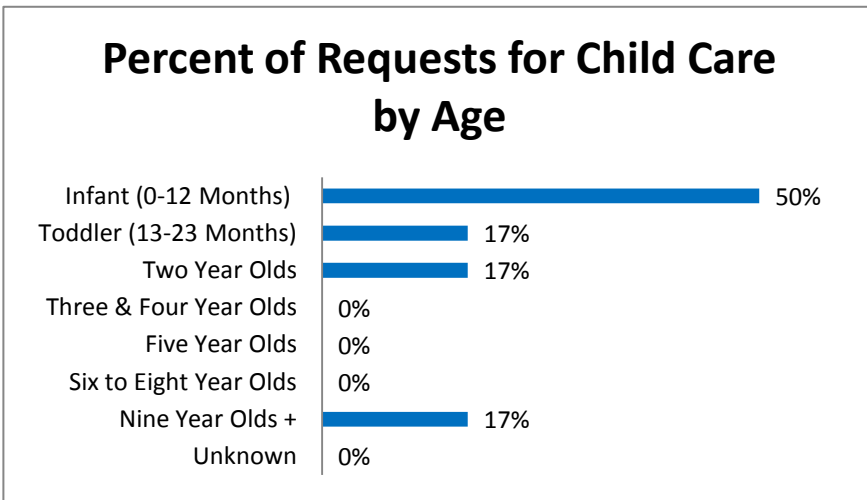
- 14% of their income before taxes, if their child was in a registered home
- 13% of their income before taxes, if their child was in a licensed center

Data source: State Library of Iowa, www.iowadatabase.org.

Out of 66 child care programs, 46 programs report they accept DHS Child Care Assistance funded children.

| Child Care Rates Per Week | Infant (0-12 Months) | Toddler (13-23 Months) | Two Year Olds | Three Year Olds | Four & Five Year Olds | Before & After School | Full Time School-Age |
|--|----------------------|------------------------|---------------|-----------------|-----------------------|-----------------------|----------------------|
| DHS Registered Child Development Homes | \$110.25 | \$110.25 | \$110.25 | \$110.25 | \$109.80 | \$48.80 | \$109.80 |
| DHS Licensed Centers | \$101.25 | \$101.25 | \$101.25 | \$107.10 | \$107.10 | \$47.60 | \$101.25 |

* Providers may charge by the month, week, day or hour.



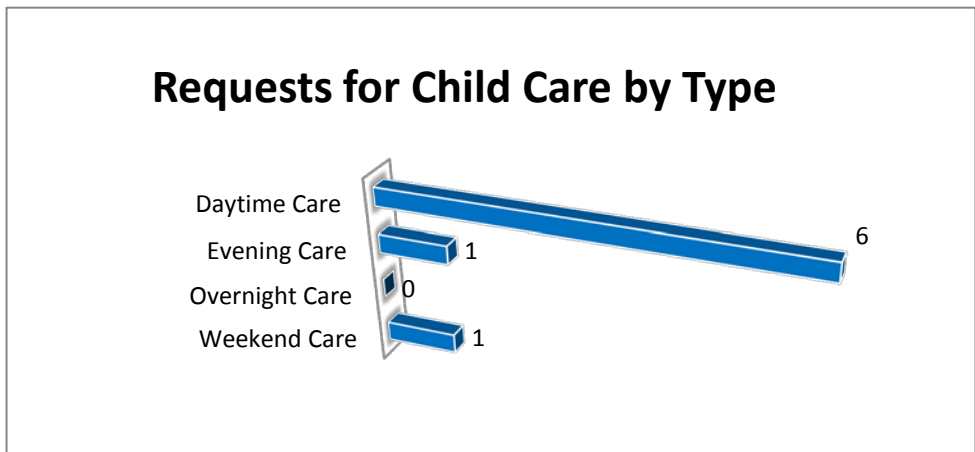
Range of Preschool Tuition Rates per month - by age

| | Lowest | Highest |
|----------------|---------|---------|
| Three Yr Olds | \$85.00 | \$85.00 |
| Four Yr Olds + | \$85.00 | \$85.00 |

*Preschool classes range from 1-5 days a week.

*Free preschool programs are not included in the rate ranges above.

CCR&R referred 4 families with 6 children to child care providers.



*Families may request more than one type of care for their child(ren).

Requests for Child Care data is from July 1, 2009 - June 30, 2010.

Data provided by Child Care Resource & Referral using NACCRRAware as of July 1, 2010 unless otherwise noted.