

Lee County - July 2010

| | |
|-----------------------------|--------|
| Total County Population | 35,628 |
| Children ages 0 through 5 | 2,448 |
| Children ages 6 through 9 | 1,610 |
| Children ages 10 through 12 | 1,326 |

Data source: Woods & Poole Population Estimates as of Dec 31, 2009.

| | |
|--|----------|
| Families with all parents working & children under age 6 | 69% |
| Median Family Income | \$42,658 |
| Average Weekly Income | \$820 |

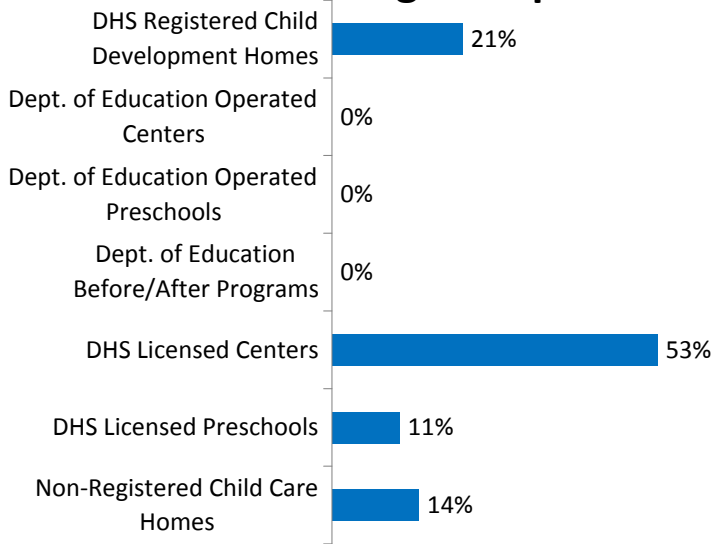
Data source: State Library of Iowa, www.iowadatacenter.org



www.iowaccrr.org

1-877-216-8481

Percent of Program Spaces



CCR&R may not have all DOE programs listed since they are not regulated by DHS.

1,479 Total Spaces LISTED with CCR&R

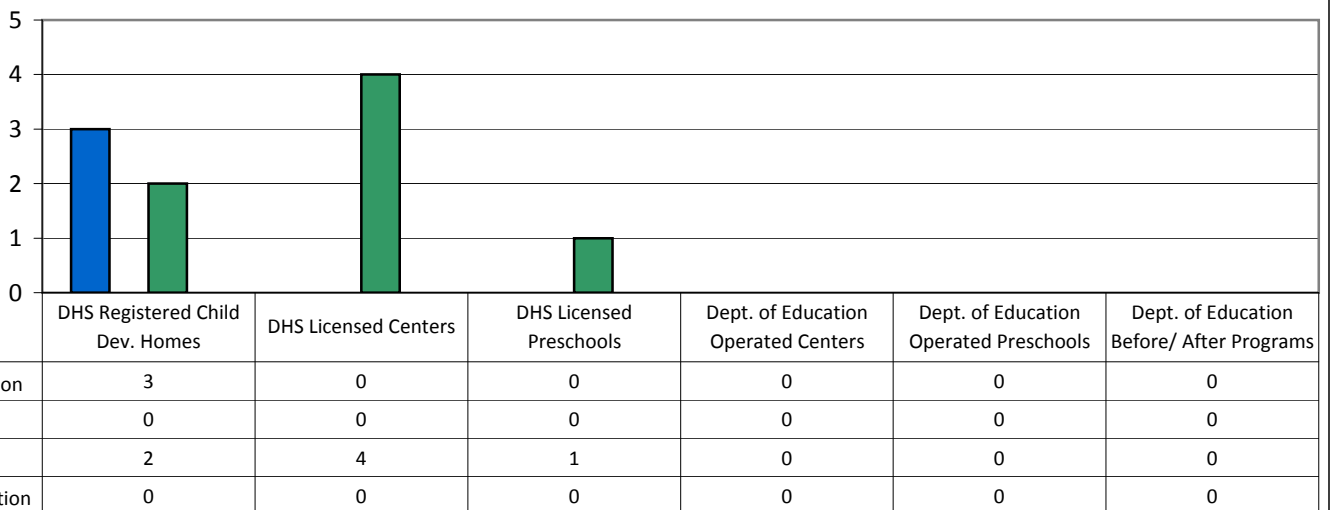
- 316 DHS Registered Child Development Homes
 - 0 Dept. of Education Operated Centers
 - 0 Dept. of Education Operated Preschools
 - 0 Dept. of Education Before/After Programs
- 790 DHS Licensed Centers
 - 163 DHS Licensed Preschools
- 210 Non-Registered Child Care Homes

91 Total Programs LISTED with CCR&R

- 30 DHS Registered Child Development Homes
 - 0 Dept. of Education Operated Centers
 - 0 Dept. of Education Operated Preschools
 - 0 Dept. of Education Before/After Programs
- 13 DHS Licensed Centers
 - 6 DHS Licensed Preschools
- 42 Non-Registered Child Care Homes

*School District Dept of Education programs are not licensed by DHS but meet Standards for Child Care adopted by the State Board of Education.

Quality Programs for Providers



* Programs may choose to participate in more than one quality measure. The number of QRS Providers changes monthly.

Go to <http://www.dhs.state.ia.us/iqrs/> for up-to-date information.

*Centers, Preschools and Before/After school programs do not qualify for ChildNet Certification.

For a family earning the median income of \$42,658 with an infant in child care they would pay:

- 14% of their income before taxes, if their child was in a registered home
- 14% of their income before taxes, if their child was in a licensed center

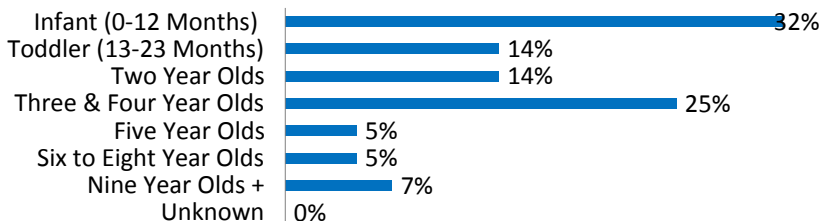
Data source: State Library of Iowa, www.iowadatacenter.org.

Out of 91 child care programs, 84 programs report they accept DHS Child Care Assistance funded children.

| Child Care Rates Per Week | Infant (0-12 Months) | Toddler (13-23 Months) | Two Year Olds | Three Year Olds | Four & Five Year Olds | Before & After School | Full Time School-Age |
|--|----------------------|------------------------|---------------|-----------------|-----------------------|-----------------------|----------------------|
| DHS Registered Child Development Homes | \$112.35 | \$111.70 | \$107.00 | \$105.45 | \$104.50 | \$62.95 | \$102.05 |
| DHS Licensed Centers | \$116.25 | \$115.00 | \$115.00 | \$114.00 | \$114.00 | \$60.00 | \$111.00 |

* Providers may charge by the month, week, day or hour.

Percent of Requests for Child Care by Age



Range of Preschool Tuition Rates per month - by age

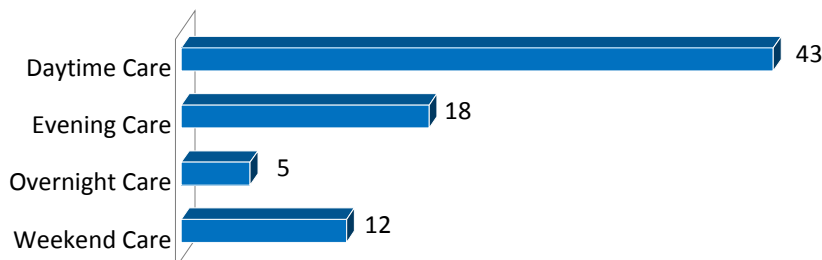
| | Lowest | Highest |
|----------------|----------|----------|
| Three Yr Olds | \$100.00 | \$220.00 |
| Four Yr Olds + | \$60.00 | \$220.00 |

*Preschool classes range from 1-5 days a week.

*Free preschool programs are not included in the rate ranges above.

CCR&R referred 34 families with 44 children to child care providers.

Requests for Child Care by Type



*Families may request more than one type of care for their child(ren).

Requests for Child Care data is from July 1, 2009 - June 30, 2010.

Data provided by Child Care Resource & Referral using NACCRRAware as of July 1, 2010 unless otherwise noted.