

# Linn County - July 2010

Total County Population	210,551
Children ages 0 through 5	17,745
Children ages 6 through 9	11,592
Children ages 10 through 12	8,443

Data source: Woods & Poole Population Estimates as of Dec 31, 2009.

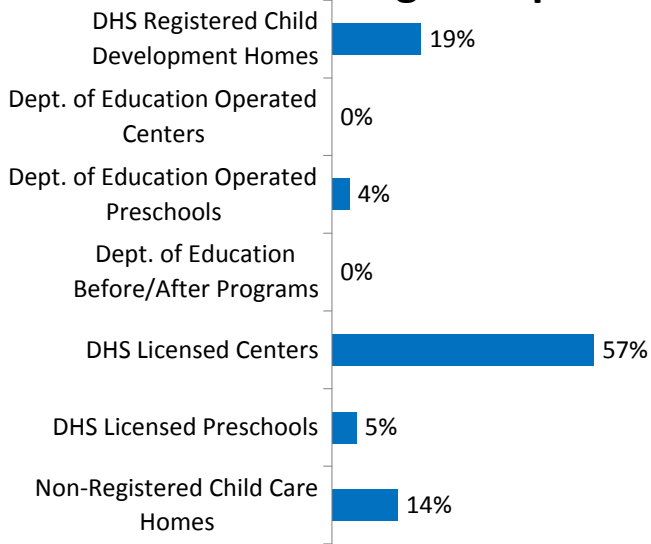
Families with all parents working & children under age 6	70%
Median Family Income	\$56,494
Average Weekly Income	\$1,086

Data source: State Library of Iowa, www.iowadatatcenter.org



[www.iowaccrr.org](http://www.iowaccrr.org)  
1-877-216-8481

## Percent of Program Spaces



CCR&R may not have all DOE programs listed since they are not regulated by DHS.

## 15,663 Total Spaces LISTED with CCR&R

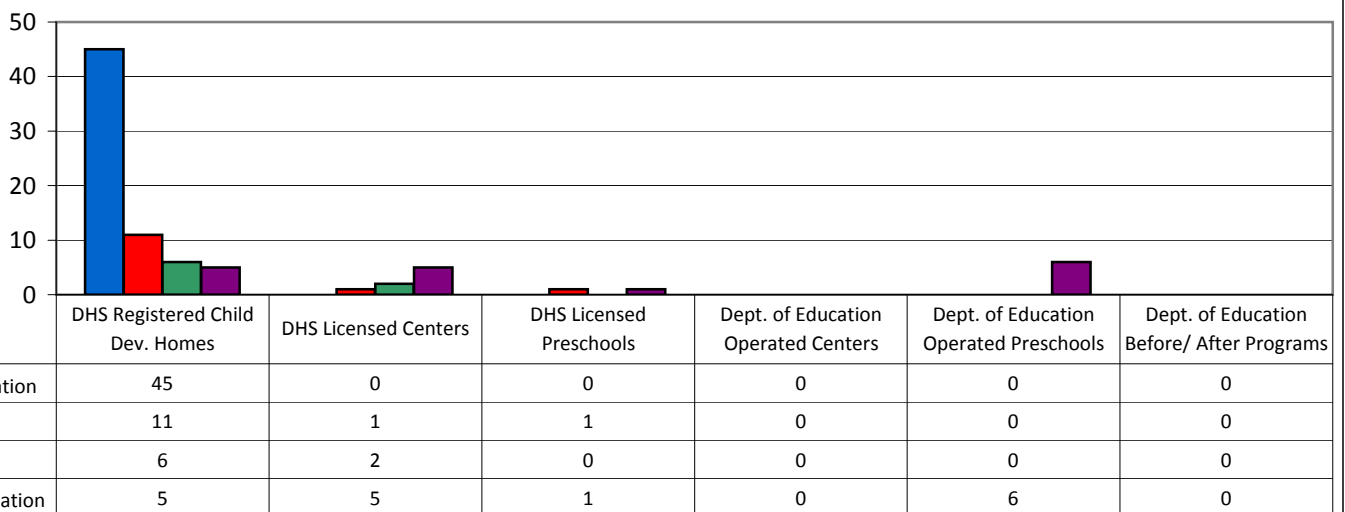
- 3,044 DHS Registered Child Development Homes
  - 0 Dept. of Education Operated Centers
  - 578 Dept. of Education Operated Preschools
  - 0 Dept. of Education Before/After Programs
- 8,977 DHS Licensed Centers
  - 819 DHS Licensed Preschools
- 2,245 Non-Registered Child Care Homes

## 879 Total Programs LISTED with CCR&R

- 282 DHS Registered Child Development Homes
  - 0 Dept. of Education Operated Centers
  - 14 Dept. of Education Operated Preschools
  - 0 Dept. of Education Before/After Programs
- 112 DHS Licensed Centers
  - 22 DHS Licensed Preschools
- 449 Non-Registered Child Care Homes

\*School District Dept of Education programs are not licensed by DHS but meet Standards for Child Care adopted by the State Board of Education.

## Quality Programs for Providers



\* Programs may choose to participate in more than one quality measure. The number of QRS Providers changes monthly.

Go to <http://www.dhs.state.ia.us/iqrs/> for up-to-date information.

\*Centers, Preschools and Before/After school programs do not qualify for ChildNet Certification.

**For a family earning the median income of \$56,494 with an infant in child care they would pay:**

- 12% of their income before taxes, if their child was in a registered home
- 16% of their income before taxes, if their child was in a licensed center

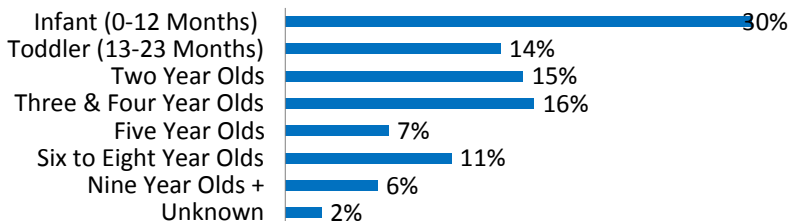
Data source: State Library of Iowa, [www.iowadatatcenter.org](http://www.iowadatatcenter.org).

**Out of 879 child care programs, 638 programs report they accept DHS Child Care Assistance funded children.**

Child Care Rates Per Week	Infant (0-12 Months)	Toddler (13-23 Months)	Two Year Olds	Three Year Olds	Four & Five Year Olds	Before & After School	Full Time School-Age
DHS Registered Child Development Homes	\$126.55	\$124.12	\$120.26	\$119.24	\$117.17	\$60.01	\$113.28
DHS Licensed Centers	\$177.84	\$176.77	\$155.70	\$145.80	\$127.59	\$79.47	\$122.33

\* Providers may charge by the month, week, day or hour.

### Percent of Requests for Child Care by Age



### Range of Preschool Tuition Rates per month - by age

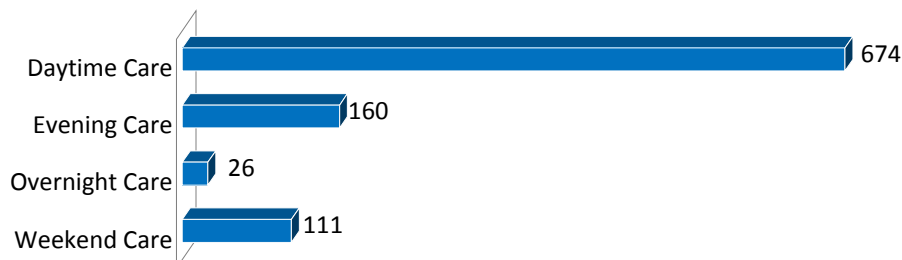
	Lowest	Highest
Three Yr Olds	\$50.00	\$295.00
Four Yr Olds +	\$50.00	\$265.00

\*Preschool classes range from 1-5 days a week.

\*Free preschool programs are not included in the rate ranges above.

**CCR&R referred 470 families with 698 children to child care providers.**

### Requests for Child Care by Type



\*Families may request more than one type of care for their child(ren).

Requests for Child Care data is from July 1, 2009 - June 30, 2010.

Data provided by Child Care Resource & Referral using NACCRRAware as of July 1, 2010 unless otherwise noted.