

Louisa County - July 2010

| | |
|-----------------------------|--------|
| Total County Population | 11,740 |
| Children ages 0 through 5 | 880 |
| Children ages 6 through 9 | 659 |
| Children ages 10 through 12 | 492 |

Data source: Woods & Poole Population Estimates as of Dec 31, 2009.

| | |
|--|----------|
| Families with all parents working & children under age 6 | 65% |
| Median Family Income | \$43,972 |
| Average Weekly Income | \$846 |

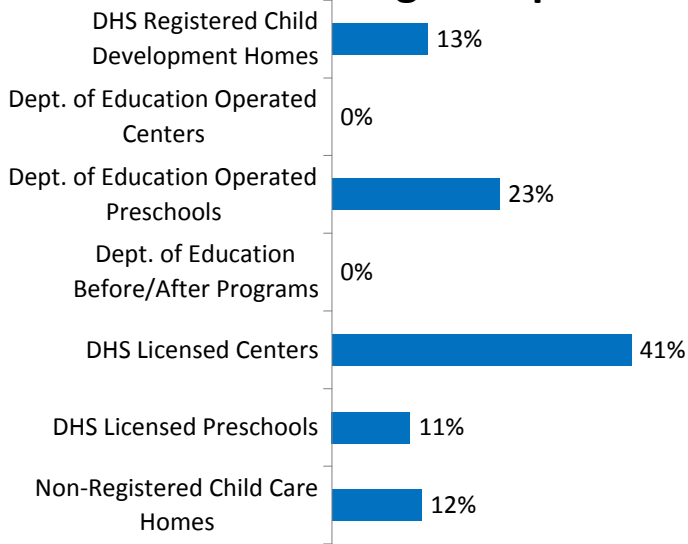
Data source: State Library of Iowa, www.iowadatatcenter.org



www.iowaccrr.org

1-877-216-8481

Percent of Program Spaces



CCR&R may not have all DOE programs listed since they are not regulated by DHS.

488 Total Spaces LISTED with CCR&R

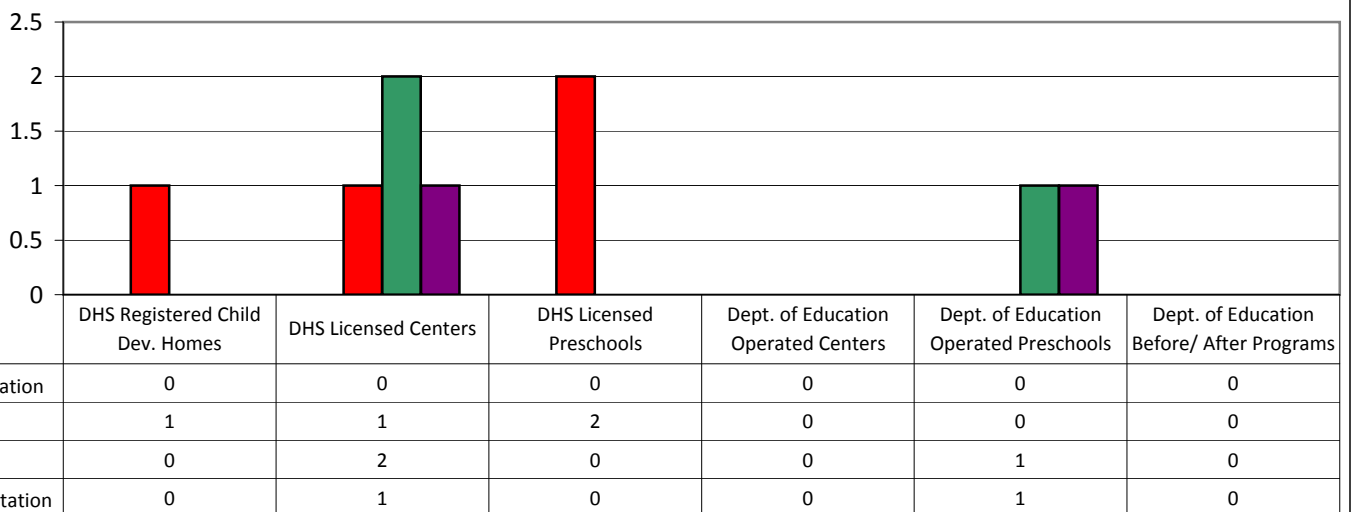
- 64 DHS Registered Child Development Homes
- 0 Dept. of Education Operated Centers
- 112 Dept. of Education Operated Preschools
- 0 Dept. of Education Before/After Programs
- 200 DHS Licensed Centers
- 52 DHS Licensed Preschools
- 60 Non-Registered Child Care Homes

26 Total Programs LISTED with CCR&R

- 6 DHS Registered Child Development Homes
- 0 Dept. of Education Operated Centers
- 2 Dept. of Education Operated Preschools
- 0 Dept. of Education Before/After Programs
- 4 DHS Licensed Centers
- 2 DHS Licensed Preschools
- 12 Non-Registered Child Care Homes

*School District Dept of Education programs are not licensed by DHS but meet Standards for Child Care adopted by the State Board of Education.

Quality Programs for Providers



* Programs may choose to participate in more than one quality measure. The number of QRS Providers changes monthly.

Go to <http://www.dhs.state.ia.us/iqrs/> for up-to-date information.

*Centers, Preschools and Before/After school programs do not qualify for ChildNet Certification.

For a family earning the median income of \$43,972 with an infant in child care they would pay:

- 13% of their income before taxes, if their child was in a registered home
- 15% of their income before taxes, if their child was in a licensed center

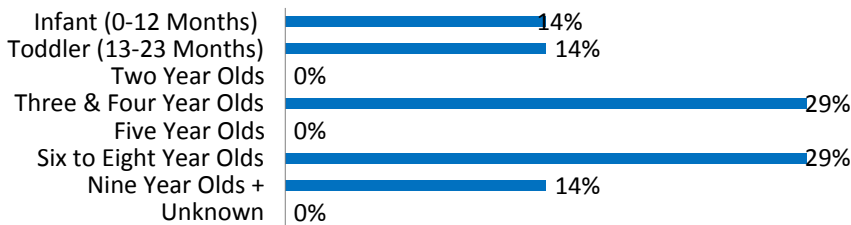
Data source: State Library of Iowa, www.iowadatatcenter.org.

Out of 26 child care programs, 24 programs report they accept DHS Child Care Assistance funded children.

| Child Care Rates Per Week | Infant (0-12 Months) | Toddler (13-23 Months) | Two Year Olds | Three Year Olds | Four & Five Year Olds | Before & After School | Full Time School-Age |
|--|----------------------------|------------------------------|------------------|--------------------|-----------------------------|--------------------------|----------------------|
| DHS Registered Child Development Homes | \$111.25 | \$111.25 | \$104.40 | \$101.90 | \$100.60 | \$50.00 | \$95.00 |
| DHS Licensed Centers | \$127.50 | \$127.50 | \$121.75 | \$121.75 | \$121.75 | \$50.40 | \$121.75 |

* Providers may charge by the month, week, day or hour.

Percent of Requests for Child Care by Age



Range of Preschool Tuition Rates per month - by age

| | Lowest | Highest |
|----------------|---------|----------|
| Three Yr Olds | \$50.00 | \$150.00 |
| Four Yr Olds + | \$75.00 | \$150.00 |

*Preschool classes range from 1-5 days a week.

*Free preschool programs are not included in the rate ranges above.

CCR&R referred 4 families with 7 children to child care providers.

Requests for Child Care by Type



*Families may request more than one type of care for their child(ren).

Requests for Child Care data is from July 1, 2009 - June 30, 2010.

Data provided by Child Care Resource & Referral using NACCRRAware as of July 1, 2010 unless otherwise noted.