

# Madison County - July 2010

Total County Population	15,622
Children ages 0 through 5	1,226
Children ages 6 through 9	853
Children ages 10 through 12	647

Data source: Woods & Poole Population Estimates as of Dec 31, 2009.

Families with all parents working & children under age 6	67%
Median Family Income	\$ 48,289
Average Weekly Income	\$ 929

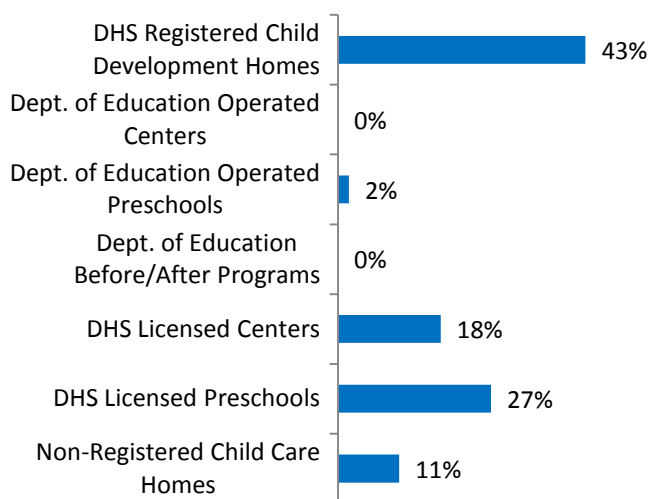
Data source: State Library of Iowa, www.iowadatabase.org



www.iowaccrr.org

1-877-216-8481

## Percent of Program Spaces



CCR&R may not have all DOE programs listed since they are not regulated by DHS.

## 846 Total Spaces LISTED with CCR&R

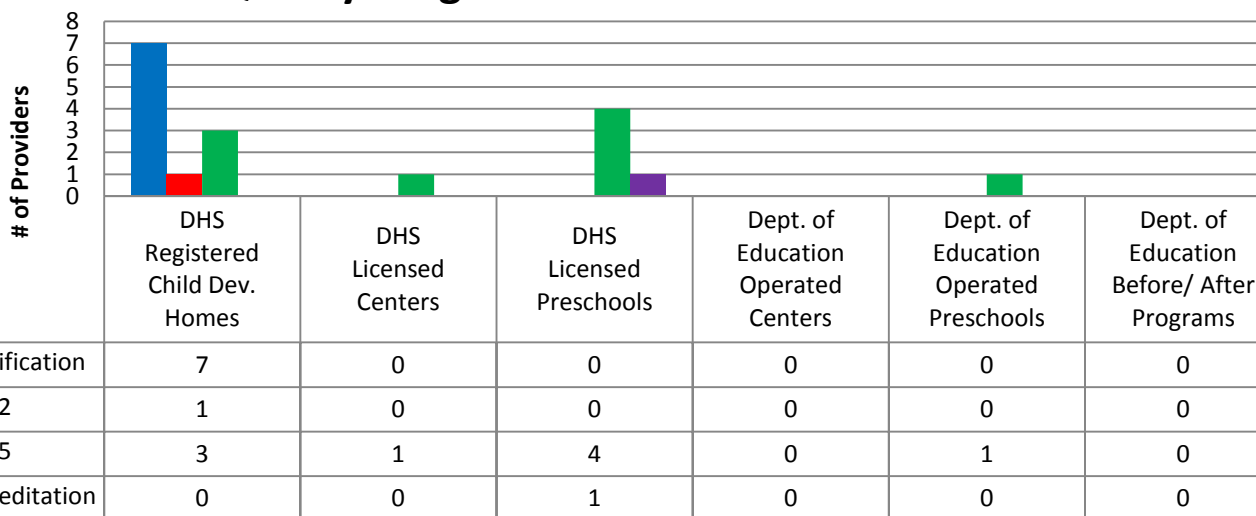
- 364 DHS Registered Child Development Homes
  - 0 Dept. of Education Operated Centers
  - 16 Dept. of Education Operated Preschools
  - 0 Dept. of Education Before/After Programs
- 151 DHS Licensed Centers
- 225 DHS Licensed Preschools
- 90 Non-Registered Child Care Homes

## 59 Total Programs LISTED with CCR&R

- 31 DHS Registered Child Development Homes
  - 0 Dept. of Education Operated Centers
  - 1 Dept. of Education Operated Preschools
  - 0 Dept. of Education Before/After Programs
- 2 DHS Licensed Centers
- 7 DHS Licensed Preschools
- 18 Non-Registered Child Care Homes

\*School District Dept of Education programs are not licensed by DHS but meet Standards for Child Care adopted by the State Board of Education.

## Quality Programs for Providers



\* Programs may choose to participate in more than one quality measure. The number of QRS Providers changes monthly.

Go to <http://www.dhs.state.ia.us/iqrs/> for up-to-date information.

\*Centers, Preschools and Before/After school programs do not qualify for ChildNet Certification.

**For a family earning the median income of \$48,289 with an infant in child care they would pay:**

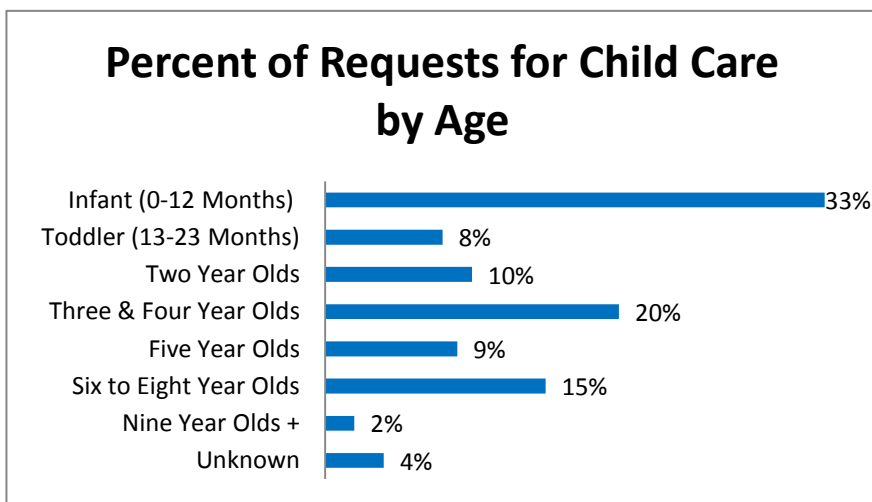
- 13% of their income before taxes, if their child was in a registered home
- 17% of their income before taxes, if their child was in a licensed center

Data source: State Library of Iowa, [www.iowadatacenter.org](http://www.iowadatacenter.org).

**Out of 59 child care programs, 30 programs report they accept DHS Child Care Assistance funded children.**

Child Care Rates Per Week	Infant (0-12 Months)	Toddler (13-23 Months)	Two Year Olds	Three Year Olds	Four & Five Year Olds	Before & After School	Full Time School-Age
DHS Registered Child Development Homes	\$122.11	\$120.37	\$116.85	\$115.00	\$115.65	\$50.26	\$111.84
DHS Licensed Centers	\$155.62	\$155.62	\$150.62	\$140.62	\$140.62	\$90.00	\$138.12

\* Providers may charge by the month, week, day or hour.



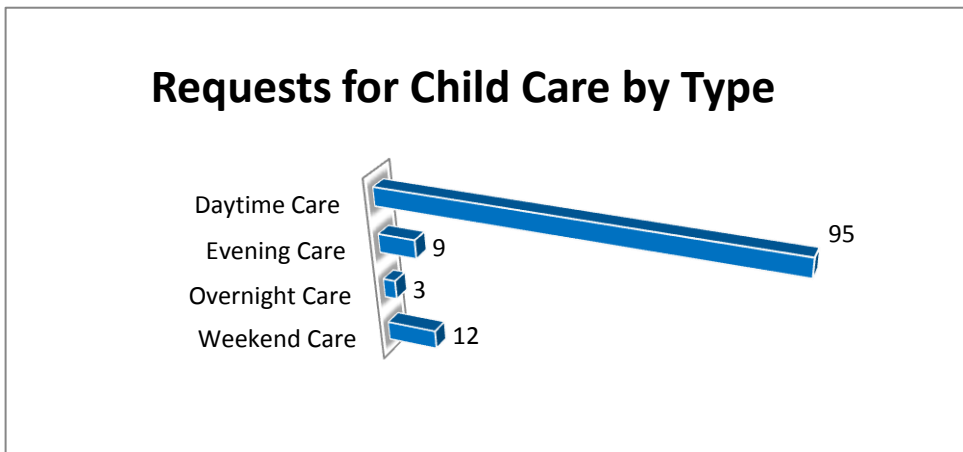
### Range of Preschool Tuition Rates per month - by age

	Lowest	Highest
Three Yr Olds	\$85.00	\$110.00
Four Yr Olds +	\$90.00	\$140.00

\*Preschool classes range from 1-5 days a week.

\*Free preschool programs are not included in the rate ranges above.

**CCR&R referred 46 families with 92 children to child care providers.**



\*Families may request more than one type of care for their child(ren).

Requests for Child Care data is from July 1, 2009 - June 30, 2010.

Data provided by Child Care Resource & Referral using NACCRRAware as of July 1, 2010 unless otherwise noted.