

# Marion County - July 2010

Total County Population	32,739
Children ages 0 through 5	2,550
Children ages 6 through 9	1,637
Children ages 10 through 12	1,198

Data source: Woods & Poole Population Estimates as of Dec 31, 2009.

Families with all parents working & children under age 6	66%
Median Family Income	\$ 50,052
Average Weekly Income	\$ 963

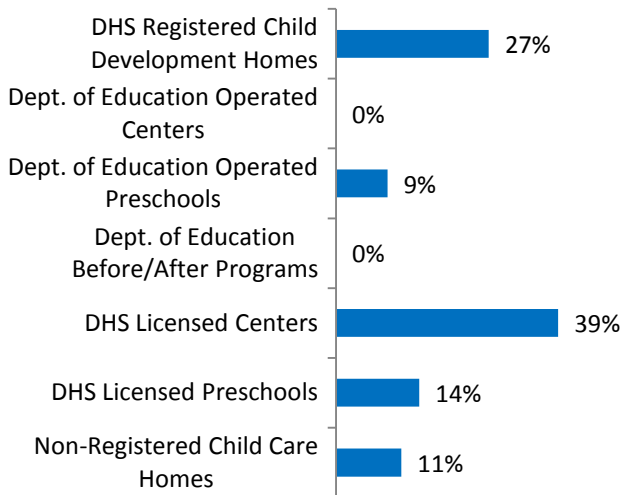
Data source: State Library of Iowa, www.iowadatabase.org



www.iowaccrr.org

1-877-216-8481

## Percent of Program Spaces



CCR&R may not have all DOE programs listed since they are not regulated by DHS.

## 1,762 Total Spaces LISTED with CCR&R

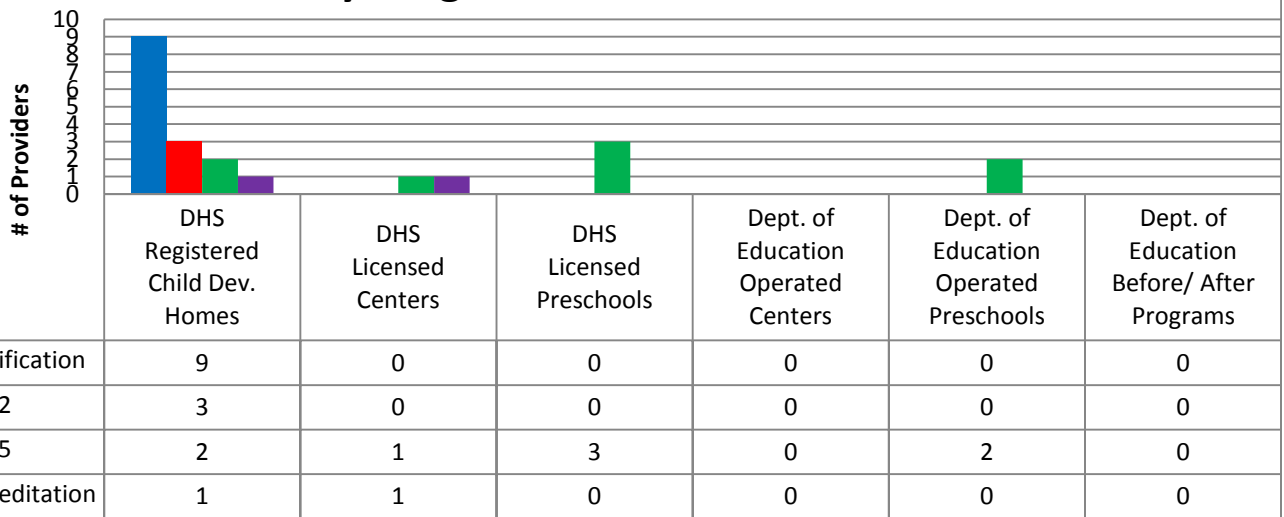
- 468 DHS Registered Child Development Homes
- 0 Dept. of Education Operated Centers
- 158 Dept. of Education Operated Preschools
- 0 Dept. of Education Before/After Programs
- 681 DHS Licensed Centers
- 255 DHS Licensed Preschools
- 200 Non-Registered Child Care Homes

## 101 Total Programs LISTED with CCR&R

- 43 DHS Registered Child Development Homes
- 0 Dept. of Education Operated Centers
- 6 Dept. of Education Operated Preschools
- 0 Dept. of Education Before/After Programs
- 5 DHS Licensed Centers
- 7 DHS Licensed Preschools
- 40 Non-Registered Child Care Homes

\*School District Dept of Education programs are not licensed by DHS but meet Standards for Child Care adopted by the State Board of Education.

## Quality Programs for Providers



\* Programs may choose to participate in more than one quality measure. The number of QRS Providers changes monthly.

Go to <http://www.dhs.state.ia.us/iqrs/> for up-to-date information.

\*Centers, Preschools and Before/After school programs do not qualify for ChildNet Certification.

**For a family earning the median income of \$50,052 with an infant in child care they would pay:**

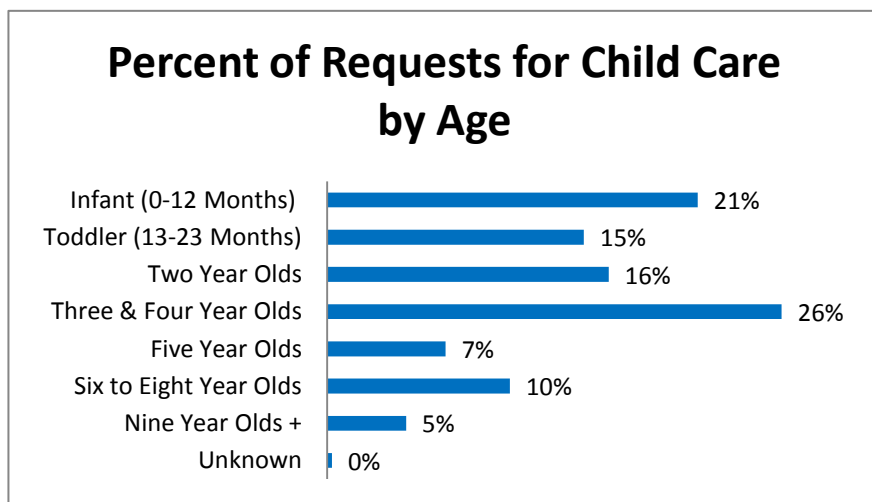
- 12% of their income before taxes, if their child was in a registered home
- 17% of their income before taxes, if their child was in a licensed center

Data source: State Library of Iowa, [www.iowadatacenter.org](http://www.iowadatacenter.org).

**Out of 101 child care programs, 69 programs report they accept DHS Child Care Assistance funded children.**

Child Care Rates Per Week	Infant (0-12 Months)	Toddler (13-23 Months)	Two Year Olds	Three Year Olds	Four & Five Year Olds	Before & After School	Full Time School-Age
DHS Registered Child Development Homes	\$116.35	\$115.10	\$112.50	\$111.63	\$111.63	\$50.28	\$109.10
DHS Licensed Centers	\$163.75	\$163.75	\$139.88	\$134.88	\$132.75	\$55.62	\$121.75

\* Providers may charge by the month, week, day or hour.



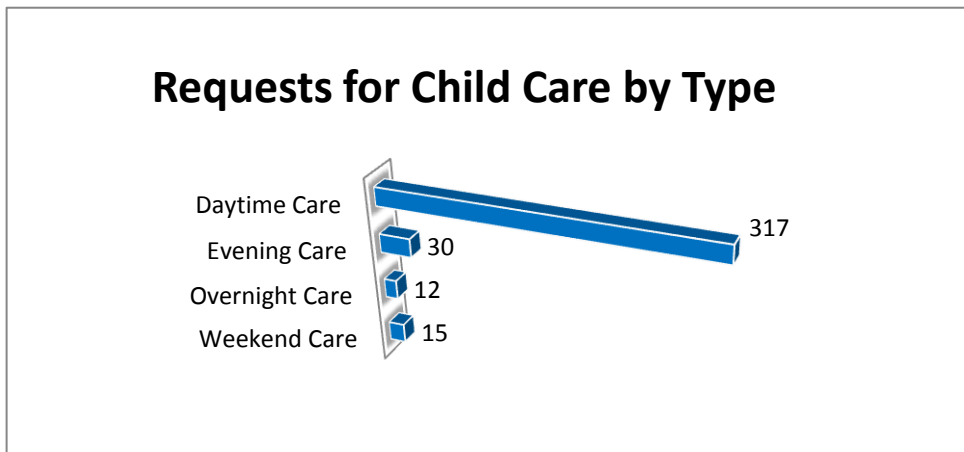
### Range of Preschool Tuition Rates per month - by age

	Lowest	Highest
Three Yr Olds	\$60.00	\$150.00
Four Yr Olds +	\$60.00	\$175.00

\*Preschool classes range from 1-5 days a week.

\*Free preschool programs are not included in the rate ranges above.

**CCR&R referred 182 families with 304 children to child care providers.**



\*Families may request more than one type of care for their child(ren).

Requests for Child Care data is from July 1, 2009 - June 30, 2010.

Data provided by Child Care Resource & Referral using NACCRRAware as of July 1, 2010 unless otherwise noted.