

Marshall County - July 2010

Total County Population	39,551
Children ages 0 through 5	3,714
Children ages 6 through 9	2,103
Children ages 10 through 12	1,411

Data source: Woods & Poole Population Estimates as of Dec 31, 2009.

Families with all parents working & children under age 6	71%
Median Family Income	\$ 46,627
Average Weekly Income	\$ 897

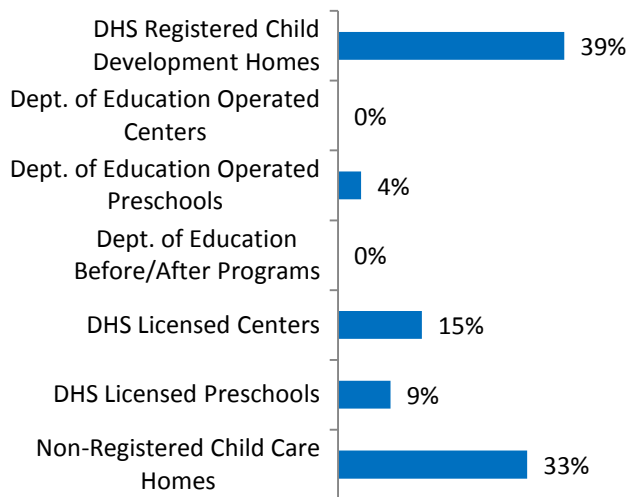
Data source: State Library of Iowa, www.iowadatatcenter.org



www.iowaccrr.org

1-877-216-8481

Percent of Program Spaces



CCR&R may not have all DOE programs listed since they are not regulated by DHS.

2,621 Total Spaces LISTED with CCR&R

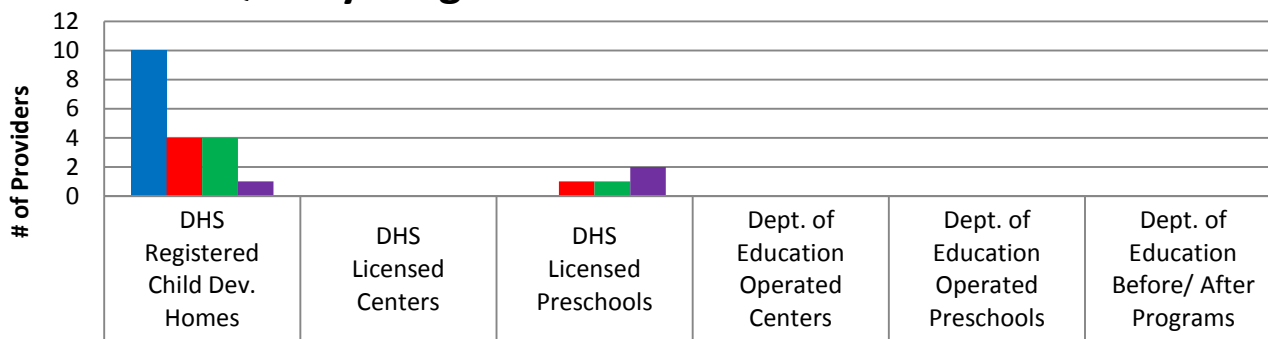
- 1,032 DHS Registered Child Development Homes
 - 0 Dept. of Education Operated Centers
 - 105 Dept. of Education Operated Preschools
 - 0 Dept. of Education Before/After Programs
- 382 DHS Licensed Centers
- 239 DHS Licensed Preschools
- 863 Non-Registered Child Care Homes

286 Total Programs LISTED with CCR&R

- 96 DHS Registered Child Development Homes
 - 0 Dept. of Education Operated Centers
 - 3 Dept. of Education Operated Preschools
 - 0 Dept. of Education Before/After Programs
- 6 DHS Licensed Centers
- 9 DHS Licensed Preschools
- 172 Non-Registered Child Care Homes

*School District Dept of Education programs are not licensed by DHS but meet Standards for Child Care adopted by the State Board of Education.

Quality Programs for Providers



	DHS Registered Child Dev. Homes	DHS Licensed Centers	DHS Licensed Preschools	Dept. of Education Operated Centers	Dept. of Education Operated Preschools	Dept. of Education Before/ After Programs
ChildNet Certification	10	0	0	0	0	0
QRS Levels 1-2	4	0	1	0	0	0
QRS Levels 3-5	4	0	1	0	0	0
National Accreditation	1	0	2	0	0	0

* Programs may choose to participate in more than one quality measure. The number of QRS Providers changes monthly.

Go to <http://www.dhs.state.ia.us/iqrs/> for up-to-date information.

*Centers, Preschools and Before/After school programs do not qualify for ChildNet Certification.

For a family earning the median income of \$46,627 with an infant in child care they would pay:

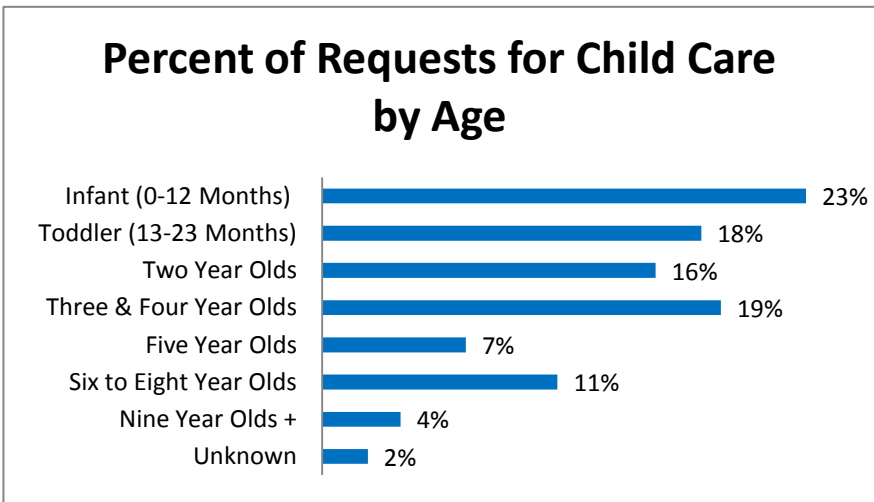
- 13% of their income before taxes, if their child was in a registered home
- 19% of their income before taxes, if their child was in a licensed center

Data source: State Library of Iowa, www.iowadatacenter.org.

Out of 286 child care programs, 129 programs report they accept DHS Child Care Assistance funded children.

Child Care Rates Per Week	Infant (0-12 Months)	Toddler (13-23 Months)	Two Year Olds	Three Year Olds	Four & Five Year Olds	Before & After School	Full Time School-Age
DHS Registered Child Development Homes	\$112.67	\$112.81	\$110.62	\$110.62	\$107.59	\$75.31	\$109.25
DHS Licensed Centers	\$166.65	\$166.65	\$148.35	\$141.65	\$138.35	\$40.00	\$132.50

* Providers may charge by the month, week, day or hour.



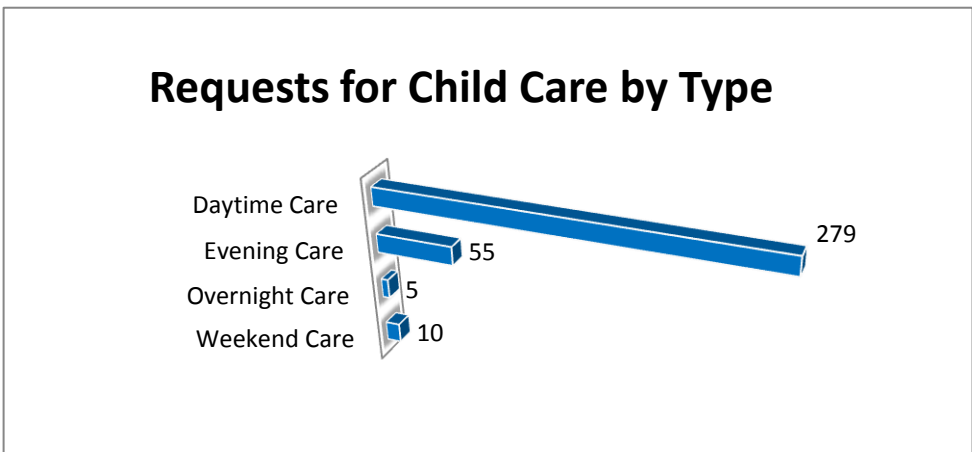
Range of Preschool Tuition Rates per month - by age

	Lowest	Highest
Three Yr Olds	\$50.00	\$100.00
Four Yr Olds +	\$72.00	\$120.00

*Preschool classes range from 1-5 days a week.

*Free preschool programs are not included in the rate ranges above.

CCR&R referred 162 families with 276 children to child care providers.



*Families may request more than one type of care for their child(ren).

Requests for Child Care data is from July 1, 2009 - June 30, 2010.

Data provided by Child Care Resource & Referral using NACCRRAware as of July 1, 2010 unless otherwise noted.