

Mills County - July 2010

Total County Population	15,226
Children ages 0 through 5	1,165
Children ages 6 through 9	765
Children ages 10 through 12	623

Data source: Woods & Poole Population Estimates as of Dec 31, 2009.

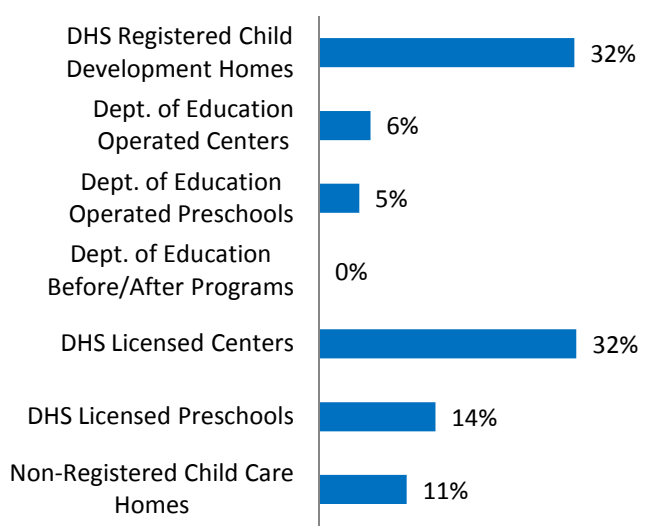
Families with all parents working & children under age 6	78%
Median Family Income	\$ 49,592
Average weekly income (Annual/52)	\$ 954

Data source: State Library of Iowa, www.iowadatacenter.org.



www.iowaccrr.org
1-877-216-8481

Percent of Program Spaces



CCR&R may not have all DOE programs listed since they are not regulated by DHS.

785 Total # spaces LISTED with CCR&R


- 248 DHS Registered Child Development Homes
- 50 Dept. of Education Operated Centers
- 39 Dept. of Education Operated Preschools
- 0 Dept. of Education Before/After Programs
- 250 DHS Licensed Centers
- 113 DHS Licensed Preschools
- 85 Non-Registered Child Care Homes

48 Total Child Care Programs LISTED with CCR&R

- 23 DHS Registered Child Development Homes
- 1 Dept. of Education Operated Centers
- 1 Dept. of Education Operated Preschools
- 0 Dept. of Education Before/After Programs
- 3 DHS Licensed Centers
- 3 DHS Licensed Preschools
- 17 Non-Registered Child Care Homes

*School District Dept of Education programs are not licensed by DHS but meet Standards for Child Care adopted by the State Board of Education.

Quality Programs for Providers



* Programs may choose to participate in more than one quality measure. The number of QRS Providers changes monthly.

Go to <http://www.dhs.state.ia.us/iqrs/> for up-to-date information.

**Centers, Preschools and Before/After school programs do not qualify for ChildNet Certification.

For a family earning the median income of \$49,592 with an infant in child care they would pay:

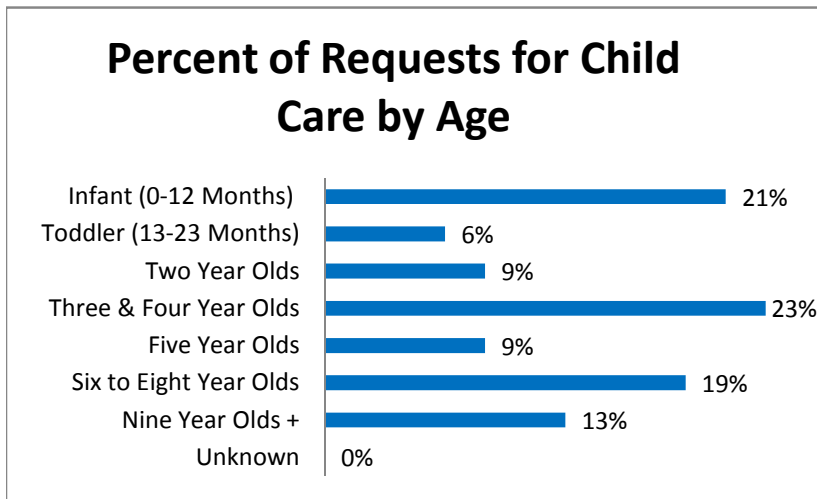
- 16% of their income before taxes, if their child was in a center
- 12% of their income before taxes, if their child was in a child care home

Data source: State Library of Iowa, www.iowadatatcenter.org.

Out of 48 child care programs, 40 programs report they accept DHS Child Care Assistance funded children.

Child Care Rates Per week	Infant (0-12 Months)	Toddler (13-23 months)	Two Year Olds	Three Year Olds	Four & Five Year Olds	Before & After School	Full Time School-age
DHS Registered Child Development Homes	\$117.31	\$116.92	\$114.42	\$112.12	\$113.08	\$55.62	\$103.38
DHS Licensed Centers	\$151.75	\$151.75	\$128.00	\$130.33	\$130.33	\$45.00	\$107.50

* Note provider may charge by the month, week, day or hour.



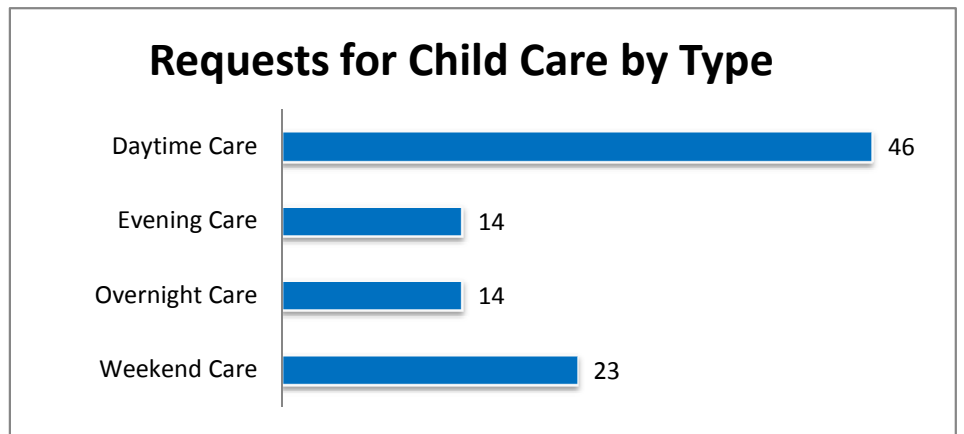
Range of Preschool Tuition Rates per month by Age

	Lowest	Highest
Three Yr Olds	\$90.00	\$95.00
Four Yr Olds +	\$132.00	\$132.00

*Preschool classes range from 1-5 days a week.

*Free preschool programs are not included in the rate ranges above.

CCR&R referred 27 families with 47 children to child care providers.



*Families may request more than one type of care for their child(ren).

Requests for Child Care data is from July 1 - June 30, 2010