

Monona County - July 2010

Total County Population	8,939
Children ages 0 through 5	609
Children ages 6 through 9	398
Children ages 10 through 12	297

Data source: Woods & Poole Population Estimates as of Dec 31, 2009.

Families with all parents working & children under age 6 69%

Median Family Income \$ 41,172

Average weekly income (Annual/52) \$ 792

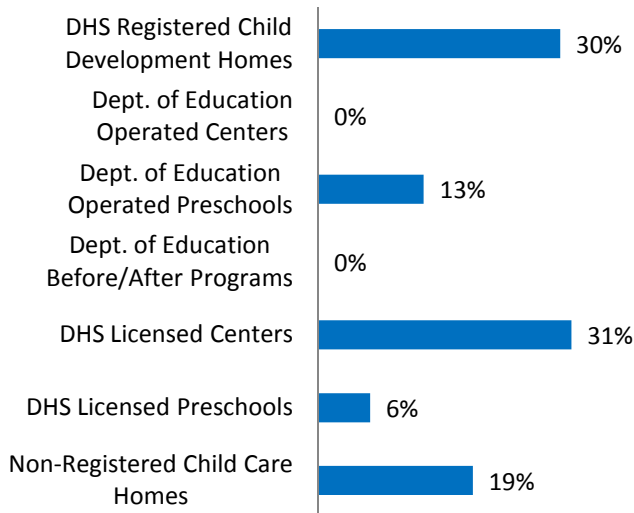
Data source: State Library of Iowa, www.iowadatacenter.org.



www.iowaccrr.org

1-877-216-8481

Percent of Program Spaces



CCR&R may not have all DOE programs listed since they are not regulated by DHS.

574 Total # spaces LISTED with CCR&R


- 172 DHS Registered Child Development Homes
 - 0 Dept. of Education Operated Centers
 - 75 Dept. of Education Operated Preschools
 - 0 Dept. of Education Before/After Programs
- 180 DHS Licensed Centers
 - 37 DHS Licensed Preschools
- 110 Non-Registered Child Care Homes

45 Total Child Care Programs LISTED with CCR&R

- 16 DHS Registered Child Development Homes
 - 0 Dept. of Education Operated Centers
 - 3 Dept. of Education Operated Preschools
 - 0 Dept. of Education Before/After Programs
- 2 DHS Licensed Centers
 - 2 DHS Licensed Preschools
- 22 Non-Registered Child Care Homes

*School District Dept of Education programs are not licensed by DHS but meet Standards for Child Care adopted by the State Board of Education.

Quality Programs for Providers



* Programs may choose to participate in more than one quality measure. The number of QRS Providers changes monthly.

Go to <http://www.dhs.state.ia.us/iqrs/> for up-to-date information.

**Centers, Preschools and Before/After school programs do not qualify for ChildNet Certification.

For a family earning the median income of \$41,172 with an infant in child care they would pay:

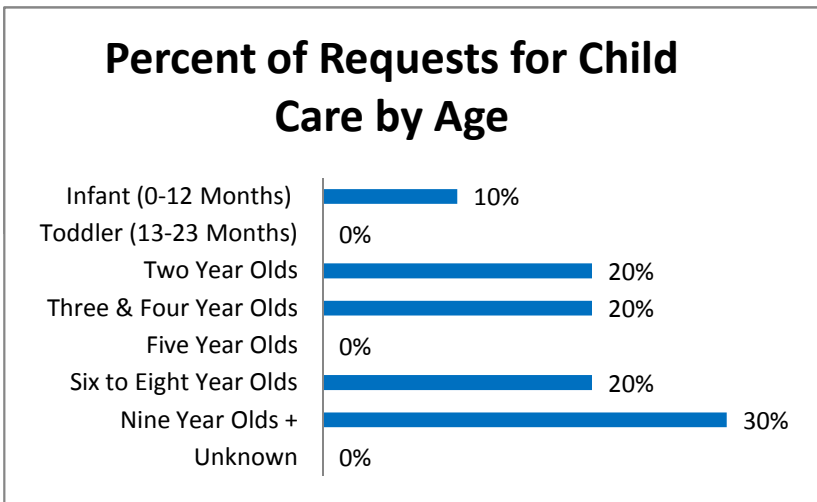
- 16% of their income before taxes, if their child was in a center
- 14% of their income before taxes, if their child was in a child care home

Data source: State Library of Iowa, www.iowadatatcenter.org.

Out of 45 child care programs, 33 programs report they accept DHS Child Care Assistance funded children.

Child Care Rates Per week	Infant (0-12 Months)	Toddler (13-23 months)	Two Year Olds	Three Year Olds	Four & Five Year Olds	Before & After School	Full Time School-age
DHS Registered Child Development Homes	\$108.17	\$106.50	\$105.75	\$105.75	\$105.75	\$49.62	\$103.75
DHS Licensed Centers	\$130.50	\$128.25	\$123.75	\$123.75	\$123.75	\$48.00	\$108.00

* Note provider may charge by the month, week, day or hour.



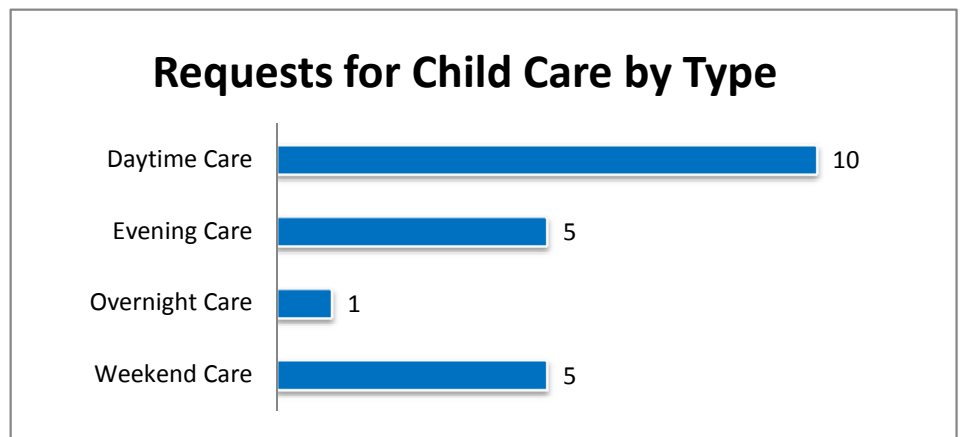
Range of Preschool Tuition Rates per month by Age

	Lowest	Highest
Three Yr Olds	\$15.00	\$17.00
Four Yr Olds +	\$15.00	\$15.00

*Preschool classes range from 1-5 days a week.

*Free preschool programs are not included in the rate ranges above.

CCR&R referred 5 families with 10 children to child care providers.



*Families may request more than one type of care for their child(ren).

Requests for Child Care data is from July 1 - June 30, 2010