

# Palo Alto County - July 2010

Total County Population	9,301
Children ages 0 through 5	694
Children ages 6 through 9	388
Children ages 10 through 12	307

Data source: Woods & Poole Population Estimates as of Dec 31, 2009.

Families with all parents working & children under age 6	71%
Median Family Income	\$41,808
Average Weekly Income	\$804

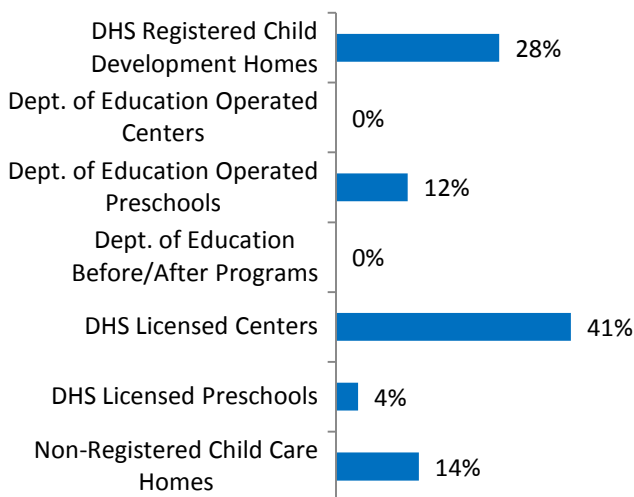
Data source: State Library of Iowa, www.iowadatascenter.org



www.iowaccrr.org

1-877-216-8481

## Percent of Program Spaces



CCR&R may not have all DOE programs listed since they are not regulated by DHS.

## 521 Total Spaces LISTED with CCR&R

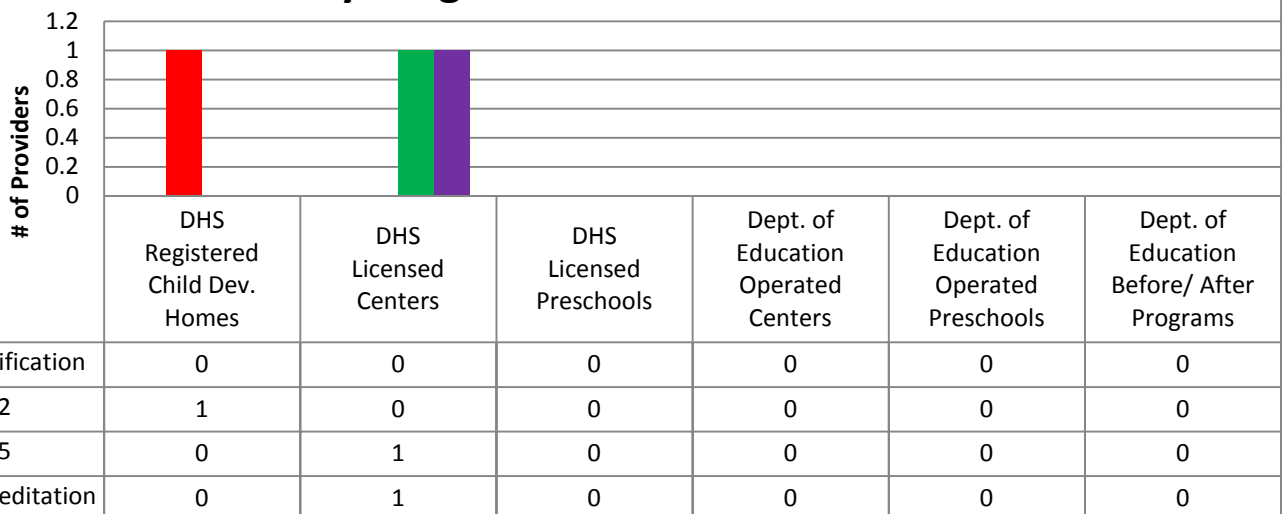
- 148 DHS Registered Child Development Homes
  - 0 Dept. of Education Operated Centers
  - 65 Dept. of Education Operated Preschools
  - 0 Dept. of Education Before/After Programs
- 213 DHS Licensed Centers
  - 20 DHS Licensed Preschools
  - 75 Non-Registered Child Care Homes

## 36 Total Programs LISTED with CCR&R

- 12 DHS Registered Child Development Homes
  - 0 Dept. of Education Operated Centers
  - 3 Dept. of Education Operated Preschools
  - 0 Dept. of Education Before/After Programs
- 5 DHS Licensed Centers
  - 1 DHS Licensed Preschools
- 15 Non-Registered Child Care Homes

\*School District Dept of Education programs are not licensed by DHS but meet Standards for Child Care adopted by the State Board of Education.

## Quality Programs for Providers



\* Programs may choose to participate in more than one quality measure. The number of QRS Providers changes monthly.

Go to <http://www.dhs.state.ia.us/iqrs/> for up-to-date information.

\*Centers, Preschools and Before/After school programs do not qualify for ChildNet Certification.

**For a family earning the median income of \$41,808 with an infant in child care they would pay:**

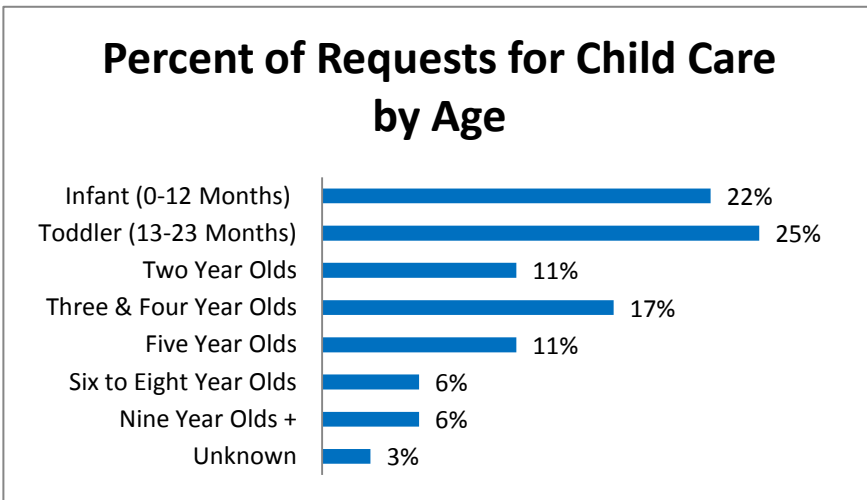
- 13% of their income before taxes, if their child was in a registered home
- 16% of their income before taxes, if their child was in a licensed center

Data source: State Library of Iowa, [www.iowadatacenter.org](http://www.iowadatacenter.org).

**Out of 36 child care programs, 28 programs report they accept DHS Child Care Assistance funded children.**

Child Care Rates Per Week	Infant (0-12 Months)	Toddler (13-23 Months)	Two Year Olds	Three Year Olds	Four & Five Year Olds	Before & After School	Full Time School-Age
DHS Registered Child Development Homes	\$104.85	\$104.85	\$104.85	\$104.85	\$104.85	\$46.60	\$93.60
DHS Licensed Centers	\$128.25	\$128.25	\$117.00	\$117.00	\$117.00	\$52.00	\$117.00

\* Providers may charge by the month, week, day or hour.



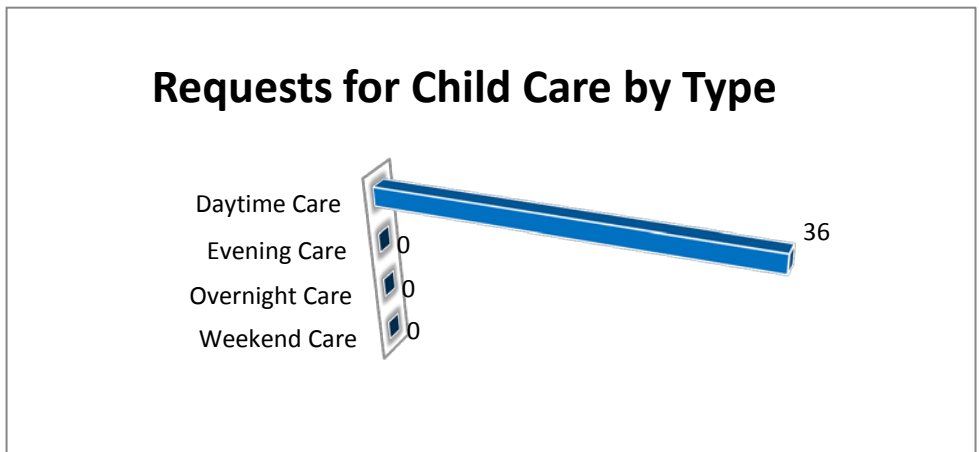
### Range of Preschool Tuition Rates per month - by age

	Lowest	Highest
Three Yr Olds	NA	NA
Four Yr Olds +	\$80.00	\$216.00

\*Preschool classes range from 1-5 days a week.

\*Free preschool programs are not included in the rate ranges above.

**CCR&R referred 20 families with 36 children to child care providers.**



\*Families may request more than one type of care for their child(ren).

Requests for Child Care data is from July 1, 2009 - June 30, 2010.

Data provided by Child Care Resource & Referral using NACCRRAware as of July 1, 2010 unless otherwise noted.