

Plymouth County - July 2010

Total County Population	24,368
Children ages 0 through 5	1,897
Children ages 6 through 9	1,232
Children ages 10 through 12	992

Data source: Woods & Poole Population Estimates as of Dec 31, 2009.

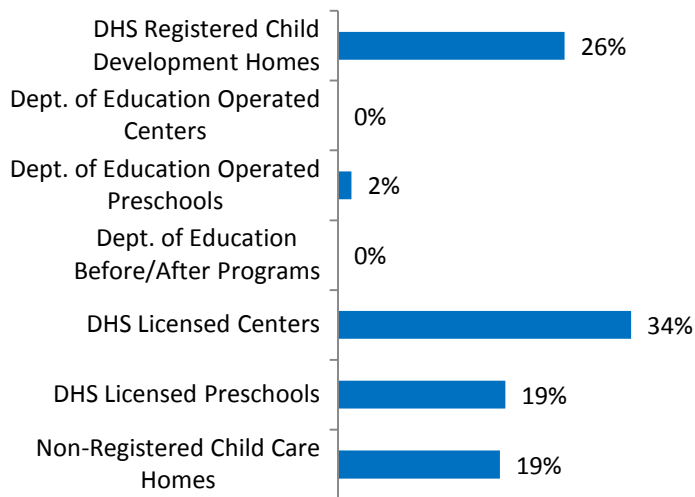
Families with all parents working & children under age 6	77%
Median Family Income	\$50,009
Average Weekly Income	\$962

Data source: State Library of Iowa, www.iowadatascenter.org



www.iowaccrr.org
1-877-216-8481

Percent of Program Spaces



CCR&R may not have all DOE programs listed since they are not regulated by DHS.

959 Total Spaces LISTED with CCR&R

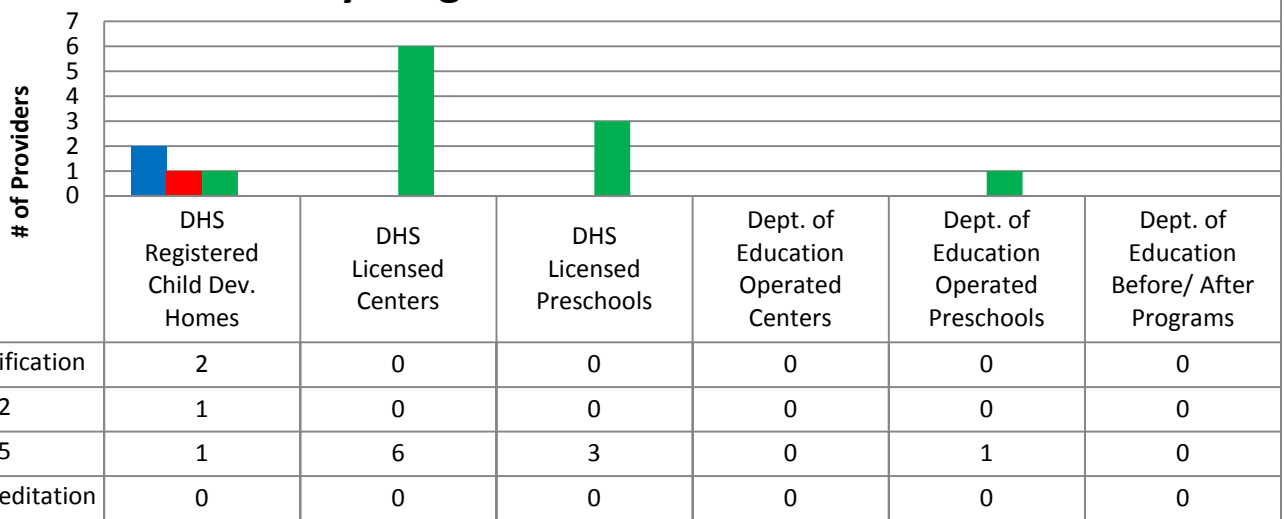
- 252 DHS Registered Child Development Homes
 - 0 Dept. of Education Operated Centers
 - 15 Dept. of Education Operated Preschools
 - 0 Dept. of Education Before/After Programs
- 326 DHS Licensed Centers
 - 186 DHS Licensed Preschools
- 180 Non-Registered Child Care Homes

70 Total Programs LISTED with CCR&R

- 21 DHS Registered Child Development Homes
 - 0 Dept. of Education Operated Centers
 - 1 Dept. of Education Operated Preschools
 - 0 Dept. of Education Before/After Programs
- 6 DHS Licensed Centers
 - 6 DHS Licensed Preschools
- 36 Non-Registered Child Care Homes

*School District Dept of Education programs are not licensed by DHS but meet Standards for Child Care adopted by the State Board of Education.

Quality Programs for Providers



* Programs may choose to participate in more than one quality measure. The number of QRS Providers changes monthly.

Go to <http://www.dhs.state.ia.us/iqrs/> for up-to-date information.

*Centers, Preschools and Before/After school programs do not qualify for ChildNet Certification.

For a family earning the median income of \$50,009 with an infant in child care they would pay:

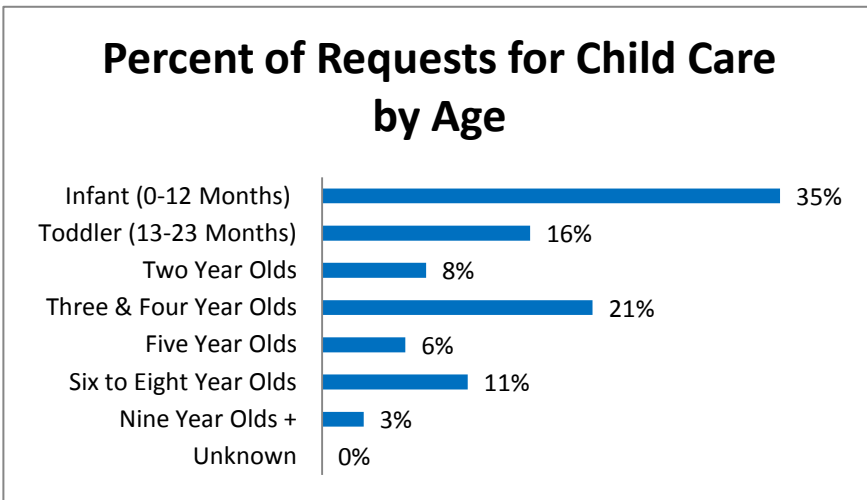
- 12% of their income before taxes, if their child was in a registered home
- 14% of their income before taxes, if their child was in a licensed center

Data source: State Library of Iowa, www.iowadatacenter.org.

Out of 70 child care programs, 48 programs report they accept DHS Child Care Assistance funded children.

Child Care Rates Per Week	Infant (0-12 Months)	Toddler (13-23 Months)	Two Year Olds	Three Year Olds	Four & Five Year Olds	Before & After School	Full Time School-Age
DHS Registered Child Development Homes	\$111.15	\$109.80	\$108.90	\$108.90	\$107.55	\$47.80	\$107.55
DHS Licensed Centers	\$132.75	\$132.75	\$132.75	\$132.75	\$132.75	\$59.00	\$132.75

* Providers may charge by the month, week, day or hour.



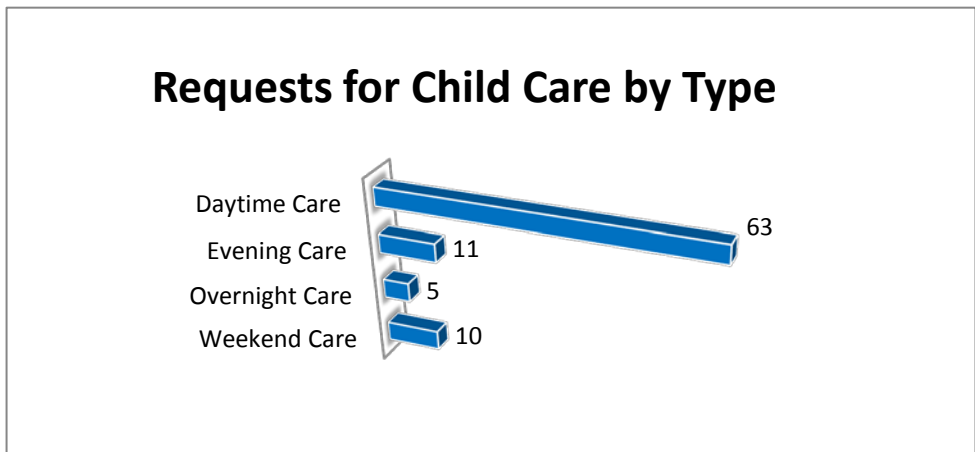
Range of Preschool Tuition Rates per month - by age

	Lowest	Highest
Three Yr Olds	\$65.00	\$70.00
Four Yr Olds +	\$65.00	\$160.00

*Preschool classes range from 1-5 days a week.

*Free preschool programs are not included in the rate ranges above.

CCR&R referred 42 families with 63 children to child care providers.



*Families may request more than one type of care for their child(ren).

Requests for Child Care data is from July 1, 2009 - June 30, 2010.

Data provided by Child Care Resource & Referral using NACCRRAware as of July 1, 2010 unless otherwise noted.