

Polk County - July 2010

Total County Population	429,582
Children ages 0 through 5	41,705
Children ages 6 through 9	25,833
Children ages 10 through 12	17,901

Data source: Woods & Poole Population Estimates as of Dec 31, 2009.

Families with all parents working & children under age 6	69%
Median Family Income	\$ 56,560
Average Weekly Income	\$ 1,088

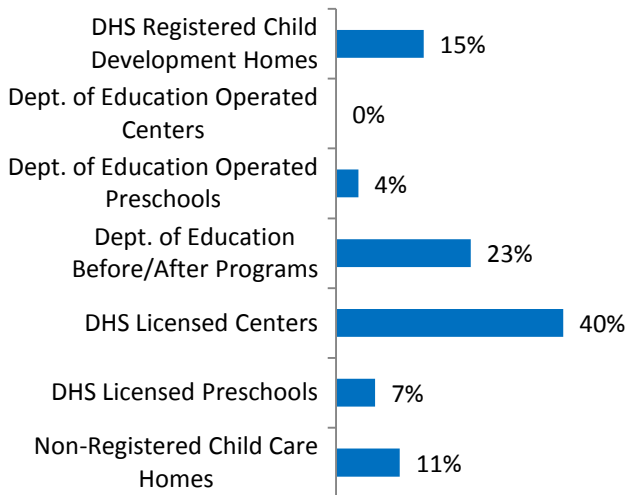
Data source: State Library of Iowa, www.iowadatatcenter.org



www.iowaccrr.org

1-877-216-8481

Percent of Program Spaces



CCR&R may not have all DOE programs listed since they are not regulated by DHS.

34,243 Total Spaces LISTED with CCR&R

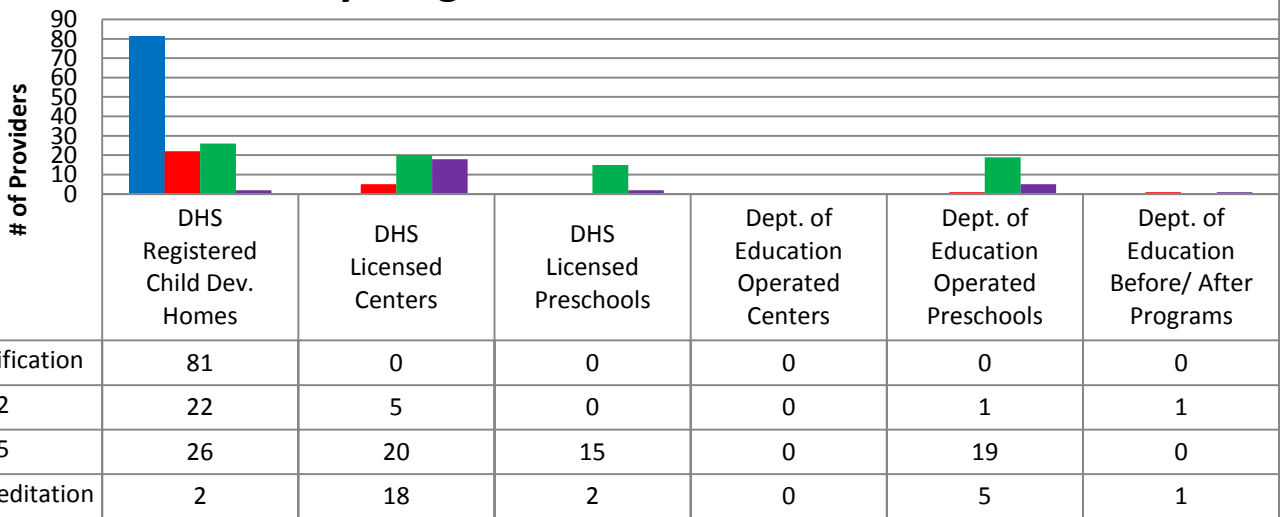
- 5,217 DHS Registered Child Development Homes
- 18 Dept. of Education Operated Centers
- 1,324 Dept. of Education Operated Preschools
- 8,021 Dept. of Education Before/After Programs
- 13,536 DHS Licensed Centers
- 2,330 DHS Licensed Preschools
- 3,797 Non-Registered Child Care Homes

1,812 Total Programs LISTED with CCR&R

- 812 DHS Registered Child Development Homes
- 1 Dept. of Education Operated Centers
- 52 Dept. of Education Operated Preschools
- 68 Dept. of Education Before/After Programs
- 128 DHS Licensed Centers
- 61 DHS Licensed Preschools
- 690 Non-Registered Child Care Homes

*School District Dept of Education programs are not licensed by DHS but meet Standards for Child Care adopted by the State Board of Education.

Quality Programs for Providers



* Programs may choose to participate in more than one quality measure. The number of QRS Providers changes monthly.

Go to <http://www.dhs.state.ia.us/iqrs/> for up-to-date information.

*Centers, Preschools and Before/After school programs do not qualify for ChildNet Certification.

For a family earning the median income of \$56,560 with an infant in child care they would pay:

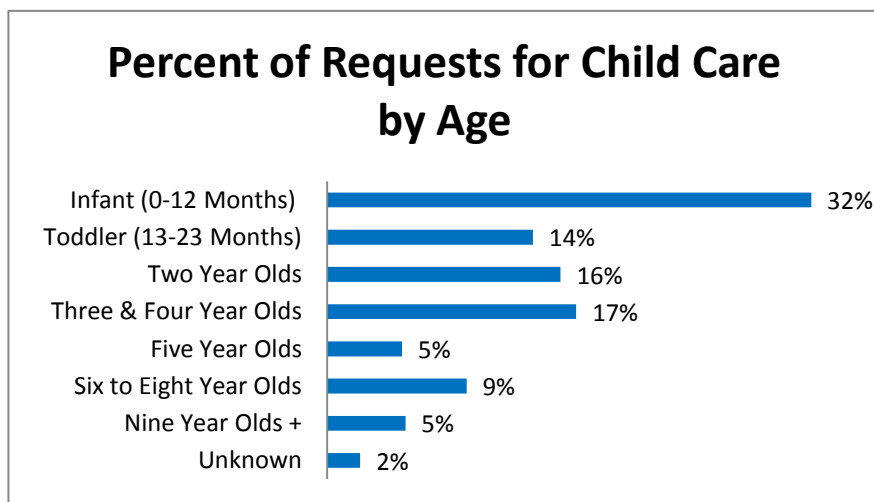
- 12% of their income before taxes, if their child was in a registered home
- 18% of their income before taxes, if their child was in a licensed center

Data source: State Library of Iowa, www.iowadatacenter.org.

Out of 1812 child care programs, 1211 programs report they accept DHS Child Care Assistance funded children.

Child Care Rates Per Week	Infant (0-12 Months)	Toddler (13-23 Months)	Two Year Olds	Three Year Olds	Four & Five Year Olds	Before & After School	Full Time School-Age
DHS Registered Child Development Homes	\$135.30	\$134.10	\$130.29	\$127.78	\$125.85	\$60.09	\$110.16
DHS Licensed Centers	\$198.31	\$196.36	\$171.89	\$159.33	\$154.13	\$83.71	\$132.90

* Providers may charge by the month, week, day or hour.



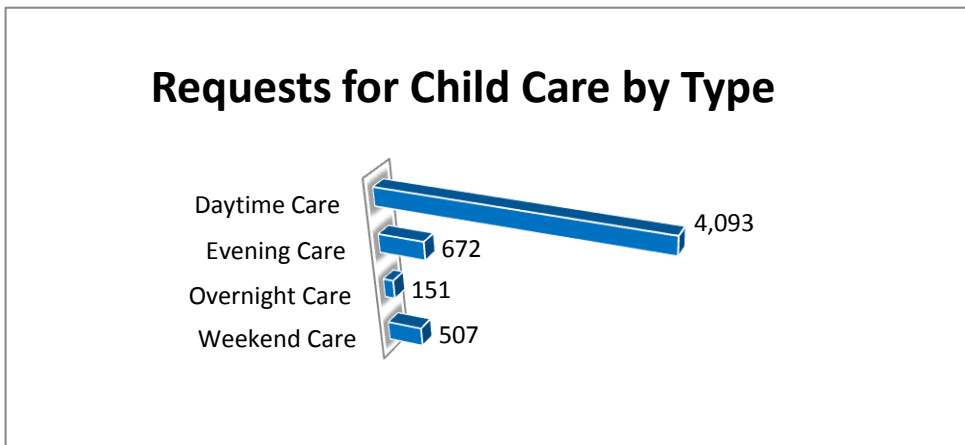
Range of Preschool Tuition Rates per month - by age

	Lowest	Highest
Three Yr Olds	\$50.00	\$783.00
Four Yr Olds +	\$75.00	\$800.00

*Preschool classes range from 1-5 days a week.

*Free preschool programs are not included in the rate ranges above.

CCR&R referred 2306 families with 4054 children to child care providers.



*Families may request more than one type of care for their child(ren).

Requests for Child Care data is from July 1, 2009 - June 30, 2010.

Data provided by Child Care Resource & Referral using NACCRRAware as of July 1, 2010 unless otherwise noted.