

Pottawattamie County - July 2010

Total County Population	89,642
Children ages 0 through 5	7,455
Children ages 6 through 9	4,898
Children ages 10 through 12	3,538

Data source: Woods & Poole Population Estimates as of Dec 31, 2009.

Families with all parents working & children under age 6	69%
Median Family Income	\$ 47,105
Average weekly income (Annual/52)	\$ 906

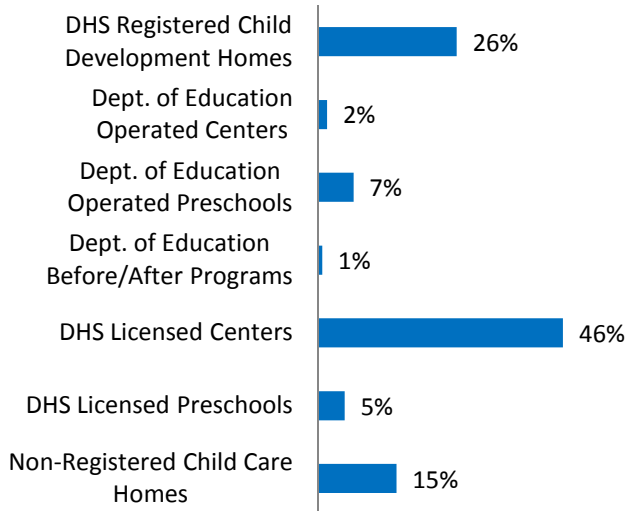
Data source: State Library of Iowa, www.iowadatecenter.org.



www.iowaccrr.org

1-877-216-8481

Percent of Program Spaces



CCR&R may not have all DOE programs listed since they are not regulated by DHS.

6100 Total # spaces LISTED with CCR&R

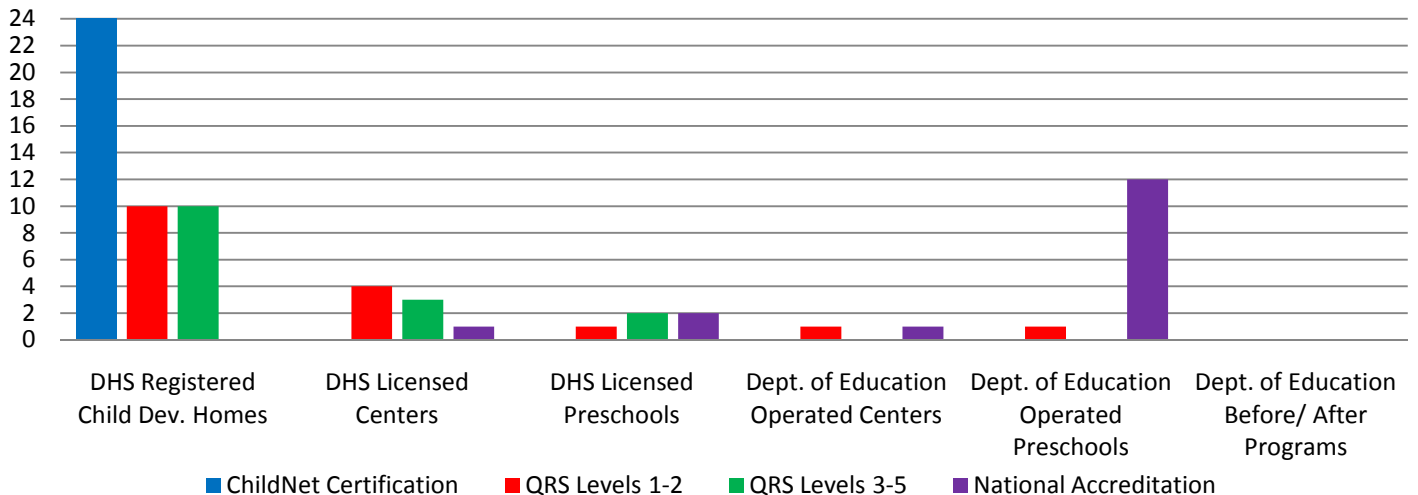
- 1572 DHS Registered Child Development Homes
- 104 Dept. of Education Operated Centers
- 405 Dept. of Education Operated Preschools
- 50 Dept. of Education Before/After Programs
- 2777 DHS Licensed Centers
- 302 DHS Licensed Preschools
- 890 Non-Registered Child Care Homes

384 Total Child Care Programs LISTED with CCR&R

- 138 DHS Registered Child Development Homes
- 3 Dept. of Education Operated Centers
- 19 Dept. of Education Operated Preschools
- 2 Dept. of Education Before/After Programs
- 37 DHS Licensed Centers
- 7 DHS Licensed Preschools
- 178 Non-Registered Child Care Homes

*School District Dept of Education programs are not licensed by DHS but meet Standards for Child Care adopted by the State Board of Education.

Quality Programs for Providers



* Programs may choose to participate in more than one quality measure. The number of QRS Providers changes monthly.

Go to <http://www.dhs.state.ia.us/iqrs/> for up-to-date information.

**Centers, Preschools and Before/After school programs do not qualify for ChildNet Certification.

For a family earning the median income of \$47,105 with an infant in child care they would pay:

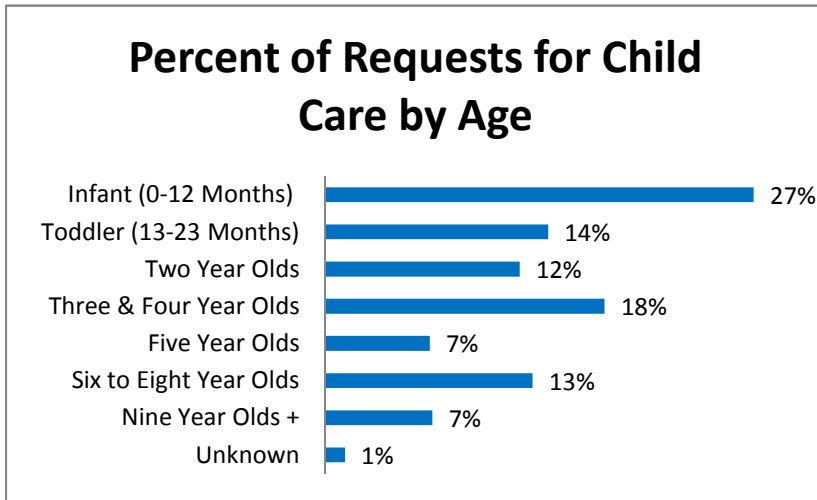
- 17% of their income before taxes, if their child was in a center
- 13% of their income before taxes, if their child was in a child care home

Data source: State Library of Iowa, www.iowadatecenter.org.

Out of 385 child care programs, 325 programs report they accept DHS Child Care Assistance funded children.

Child Care Rates Per week	Infant (0-12 Months)	Toddler (13-23 months)	Two Year Olds	Three Year Olds	Four & Five Year Olds	Before & After School	Full Time School-age
DHS Registered Child Development Homes	\$117.66	\$114.43	\$110.20	\$108.60	\$106.97	\$62.95	\$98.43
DHS Licensed Centers	\$157.96	\$156.27	\$134.54	\$127.26	\$119.14	\$58.14	\$113.69

* Note provider may charge by the month, week, day or hour.



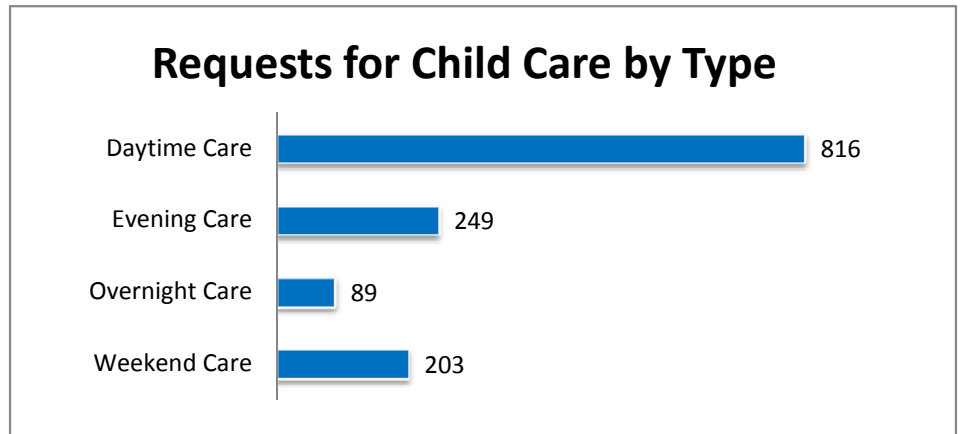
Range of Preschool Tuition Rates per month by Age

	Lowest	Highest
Three Yr Olds	\$40.00	\$220.00
Four Yr Olds +	\$40.00	\$220.00

*Preschool classes range from 1-5 days a week.

*Free preschool programs are not included in the rate ranges above.

CCR&R referred 336 families with 611 children to child care providers.



*Families may request more than one type of care for their child(ren).

Requests for Child Care data is from July 1 - June 30, 2010