

# Region 1 - July 2010

Total County Population	417,779
Children ages 0 through 5	33,600
Children ages 6 through 9	20,825
Children ages 10 through 12	15,979

Data source: Woods & Poole Population Estimates as of Dec 31, 2009.

Families with all parents working & children under age 6	72%
Median Family Income	\$43,537
Average Weekly Income	\$837

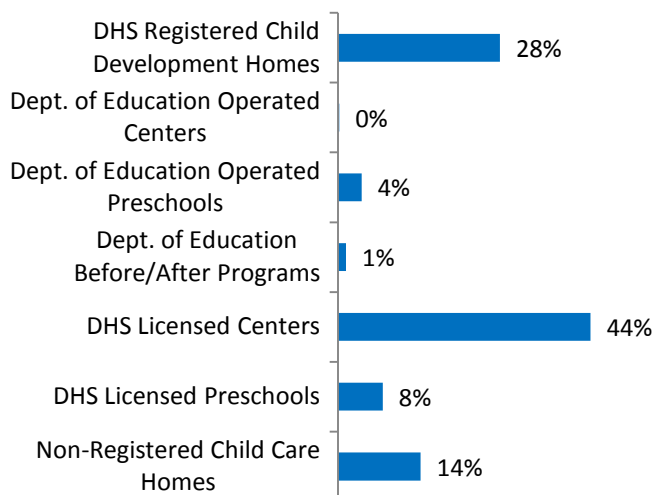
Data source: State Library of Iowa, www.iowadatecenter.org



www.iowaccrr.org

1-877-216-8481

## Percent of Program Spaces



CCR&R may not have all DOE programs listed since they are not regulated by DHS.

## 27,492 Total Spaces LISTED with CCR&R

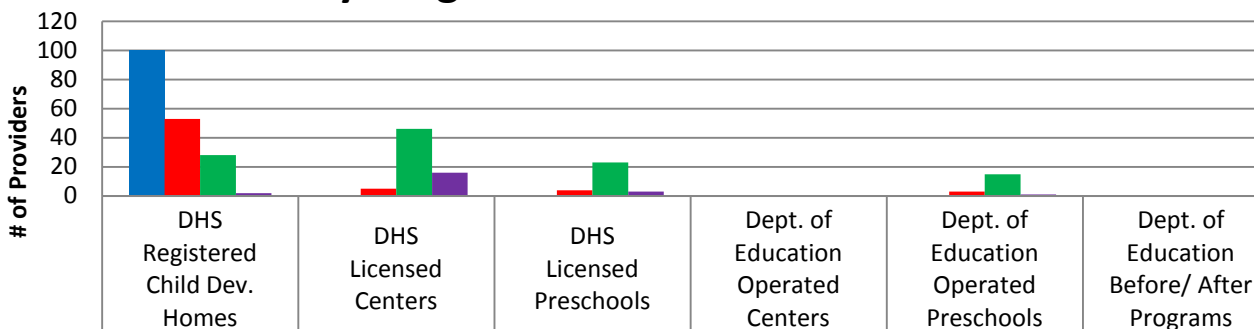
- 7,740 DHS Registered Child Development Homes
- 60 Dept. of Education Operated Centers
- 1,130 Dept. of Education Operated Preschools
- 387 Dept. of Education Before/After Programs
- 12,080 DHS Licensed Centers
- 2,140 DHS Licensed Preschools
- 3,955 Non-Registered Child Care Homes

## 1,828 Total Programs LISTED with CCR&R

- 698 DHS Registered Child Development Homes
- 3 Dept. of Education Operated Centers
- 60 Dept. of Education Operated Preschools
- 8 Dept. of Education Before/After Programs
- 180 DHS Licensed Centers
- 88 DHS Licensed Preschools
- 791 Non-Registered Child Care Homes

\*School District Dept of Education programs are not licensed by DHS but meet Standards for Child Care adopted by the State Board of Education.

## Quality Programs for Providers



	DHS Registered Child Dev. Homes	DHS Licensed Centers	DHS Licensed Preschools	Dept. of Education Operated Centers	Dept. of Education Operated Preschools	Dept. of Education Before/ After Programs
ChildNet Certification	100	0	0	0	0	0
QRS Levels 1-2	53	5	4	0	3	0
QRS Levels 3-5	28	46	23	0	15	0
National Accreditation	2	16	3	0	1	0

\* Programs may choose to participate in more than one quality measure. The number of QRS Providers changes monthly.

Go to <http://www.dhs.state.ia.us/iqrs/> for up-to-date information.

\*Centers, Preschools and Before/After school programs do not qualify for ChildNet Certification.

**For a family earning the median income of \$43,537 with an infant in child care they would pay:**

- 14% of their income before taxes, if their child was in a registered home
- 16% of their income before taxes, if their child was in a licensed center

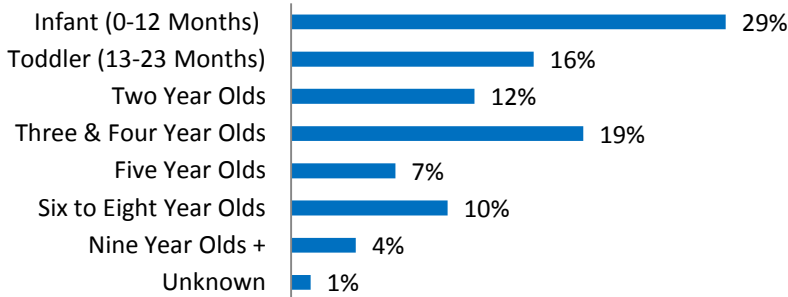
Data source: State Library of Iowa, [www.iowadatacenter.org](http://www.iowadatacenter.org).

**Out of 1828 child care programs, 1386 programs report they accept DHS Child Care Assistance funded children.**

Child Care Rates Per Week	Infant (0-12 Months)	Toddler (13-23 Months)	Two Year Olds	Three Year Olds	Four & Five Year Olds	Before & After School	Full Time School-Age
DHS Registered Child Development Homes	\$113.85	\$112.95	\$111.15	\$110.70	\$109.80	\$48.80	\$109.35
DHS Licensed Centers	\$132.75	\$132.30	\$124.65	\$121.95	\$121.50	\$54.00	\$118.80

\* Providers may charge by the month, week, day or hour.

### Percent of Requests for Child Care by Age



### Range of Preschool Tuition Rates per month - by age

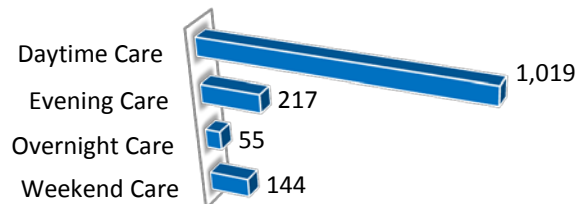
	Lowest	Highest
Three Yr Olds	\$40.00	\$160.00
Four Yr Olds +	\$35.00	\$225.00

\*Preschool classes range from 1-5 days a week.

\*Free preschool programs are not included in the rate ranges above.

**CCR&R referred 653 families with 1062 children to child care providers.**

### Requests for Child Care by Type



\*Families may request more than one type of care for their child(ren).

Requests for Child Care data is from July 1, 2009 - June 30, 2010.

Data provided by Child Care Resource & Referral using NACCRRAware as of July 1, 2010 unless otherwise noted.