

Region 3 - July 2010

Total Population	311,766
Children ages 0 through 5	23,212
Children ages 6 through 9	14,968
Children ages 10 through 12	11,439

Data source: Woods & Poole Population Estimates as of Dec 31, 2009.

Families with all parents working & children under age 6	73%
Median Family Income	\$ 41,501
Average weekly income (Annual/52)	\$ 798

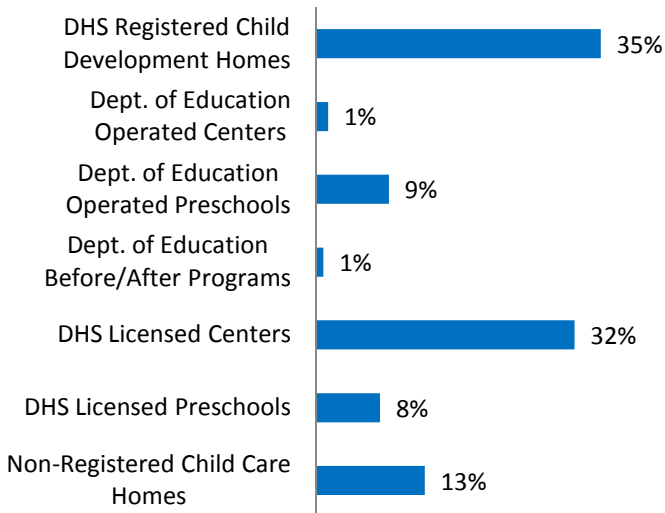
Data source: State Library of Iowa, www.iowadatatcenter.org.



www.iowaccrr.org

1-877-216-8481

Percent of Program Spaces



CCR&R may not have all DOE programs listed since they are not regulated by DHS.

19721 Total # spaces LISTED with CCR&R

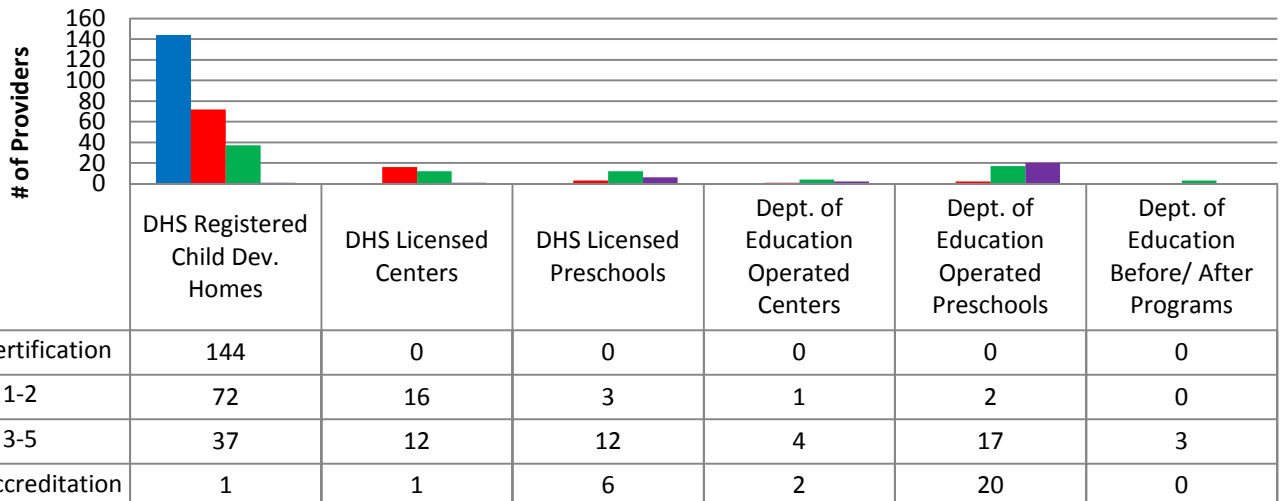
- 6944 DHS Registered Child Development Homes
- 296 Dept. of Education Operated Centers
- 1769 Dept. of Education Operated Preschools
- 175 Dept. of Education Before/After Programs
- 6318 DHS Licensed Centers
- 1564 DHS Licensed Preschools
- 2655 Non-Registered Child Care Homes

1410 Total Child Care Programs LISTED with CCR&R

- 630 DHS Registered Child Development Homes
- 12 Dept. of Education Operated Centers
- 76 Dept. of Education Operated Preschools
- 6 Dept. of Education Before/After Programs
- 90 DHS Licensed Centers
- 56 DHS Licensed Preschools
- 540 Non-Registered Child Care Homes

*School District Dept of Education programs are not licensed by DHS but meet Standards for Child Care adopted by the State Board of Education.

Quality Programs for Providers



* Programs may choose to participate in more than one quality measure. The number of QRS Providers changes monthly.

Go to <http://www.dhs.state.ia.us/iqrs/> for up-to-date information.

**Centers, Preschools and Before/After school programs do not qualify for ChildNet Certification.

For a family earning the median income of \$41,501 with an infant in child care they would pay:

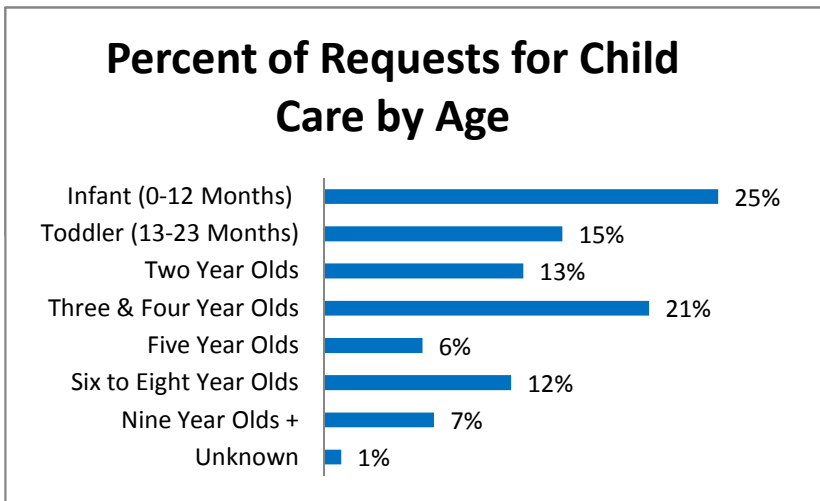
- 13% of their income before taxes, if their child was in a center
- 17% of their income before taxes, if their child was in a child care home

Data source: State Library of Iowa, www.iowadatatcenter.org.

Out of 1410 child care programs, 1103 programs report they accept DHS Child Care Assistance funded children.

Child Care Rates Per week	Infant (0-12 Months)	Toddler (13-23 months)	Two Year Olds	Three Year Olds	Four & Five Year Olds	Before & After School	Full Time School-age
DHS Registered Child Development Homes	\$110.78	\$108.57	\$106.68	\$105.80	\$104.91	\$56.61	\$101.23
DHS Licensed Centers	\$139.39	\$137.10	\$124.35	\$120.02	\$116.48	\$58.74	\$111.26

* Note provider may charge by the month, week, day or hour.



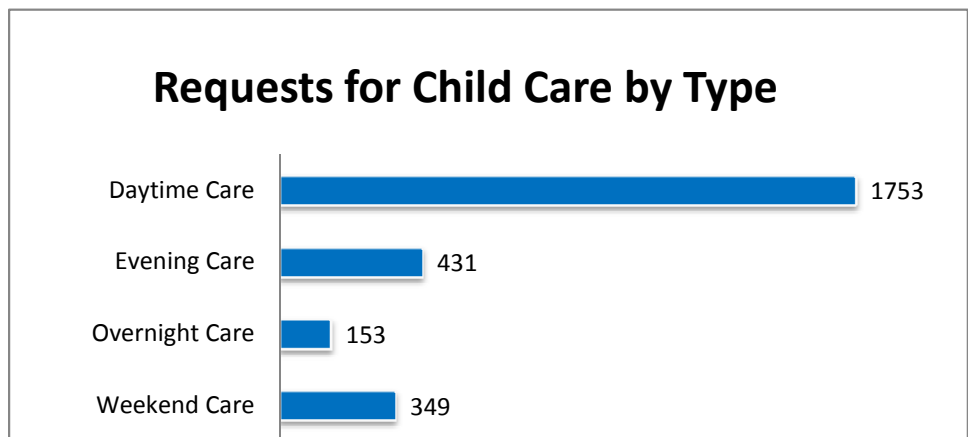
Range of Preschool Tuition Rates per month by Age

	Lowest	Highest
Three Yr Olds	\$15.00	\$220.00
Four Yr Olds +	\$15.00	\$220.00

*Preschool classes range from 1-5 days a week.

*Free preschool programs are not included in the rate ranges above.

CCR&R referred 1030 families with 1812 children to child care providers.



*Families may request more than one type of care for their child(ren).

Requests for Child Care data is from July 1 - June 30, 2010

Data provided by Child Care Resource & Referral using NACCRRAware as of July 1, 2010 unless otherwise noted.