

# Region 4 - July 2010

Total County Population	791,952
Children ages 0 through 5	68,706
Children ages 6 through 9	43,670
Children ages 10 through 12	15,002

Data source: Woods & Poole Population Estimates as of Dec 31, 2009.

Families with all parents working & children under age 6	70%
Median Family Income	\$ 51,295
Average Weekly Income	\$ 986

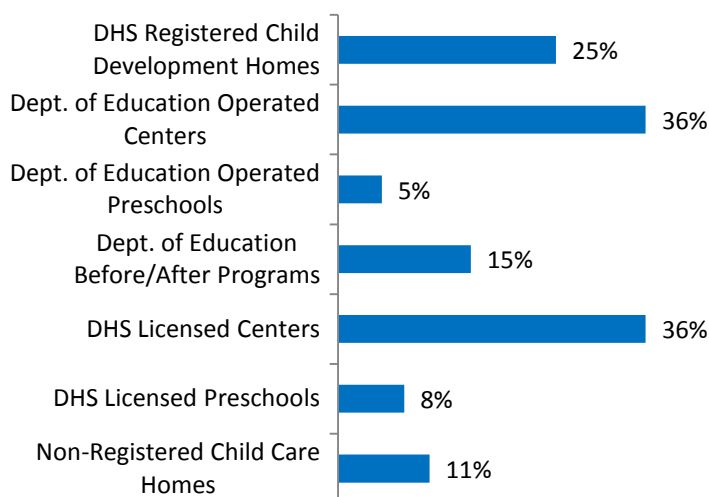
Data source: State Library of Iowa, www.iowadatabase.org



www.iowaccrr.org

1-877-216-8481

## Percent of Program Spaces



CCR&R may not have all DOE programs listed since they are not regulated by DHS.

## 57,568 Total Spaces LISTED with CCR&R

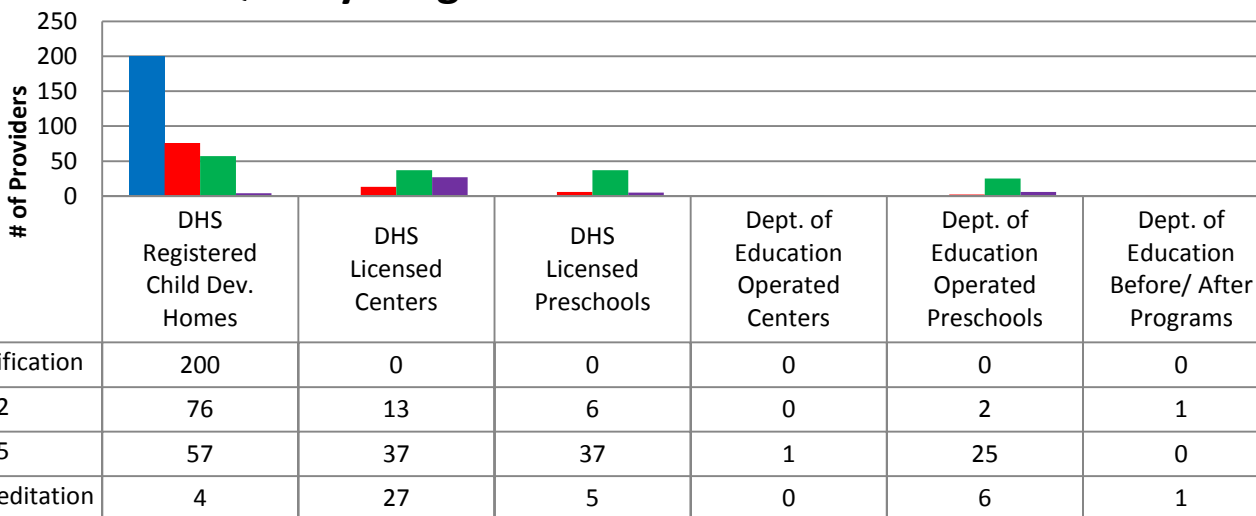
- 14,550 DHS Registered Child Development Homes
- 155 Dept. of Education Operated Centers
- 2,930 Dept. of Education Operated Preschools
- 8,866 Dept. of Education Before/After Programs
- 20,546 DHS Licensed Centers
- 4,413 DHS Licensed Preschools
- 6,108 Non-Registered Child Care Homes

## 3,146 Total Programs LISTED with CCR&R

- 1,400 DHS Registered Child Development Homes
- 3 Dept. of Education Operated Centers
- 96 Dept. of Education Operated Preschools
- 77 Dept. of Education Before/After Programs
- 217 DHS Licensed Centers
- 132 DHS Licensed Preschools
- 1,221 Non-Registered Child Care Homes

\*School District Dept of Education programs are not licensed by DHS but meet Standards for Child Care adopted by the State Board of Education.

## Quality Programs for Providers



\* Programs may choose to participate in more than one quality measure. The number of QRS Providers changes monthly.

Go to <http://www.dhs.state.ia.us/iqrs/> for up-to-date information.

\*Centers, Preschools and Before/After school programs do not qualify for ChildNet Certification.

**For a family earning the median income of \$51,295 with an infant in child care they would pay:**

- 13% of their income before taxes, if their child was in a registered home
- 19% of their income before taxes, if their child was in a licensed center

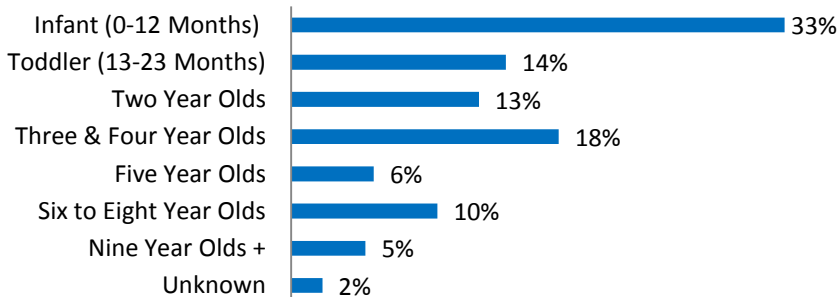
Data source: State Library of Iowa, www.iowadatacenter.org.

**Out of 3146 child care programs, 1989 programs report they accept DHS Child Care Assistance funded children.**

Child Care Rates Per Week	Infant (0-12 Months)	Toddler (13-23 Months)	Two Year Olds	Three Year Olds	Four & Five Year Olds	Before & After School	Full Time School-Age
DHS Registered Child Development Homes	\$130.45	\$129.25	\$126.10	\$124.29	\$122.59	\$59.17	\$110.17
DHS Licensed Centers	\$189.96	\$187.66	\$164.82	\$152.76	\$147.84	\$79.04	\$128.61

\* Providers may charge by the month, week, day or hour.

### Percent of Requests for Child Care by Age



### Range of Preschool Tuition Rates per month - by age

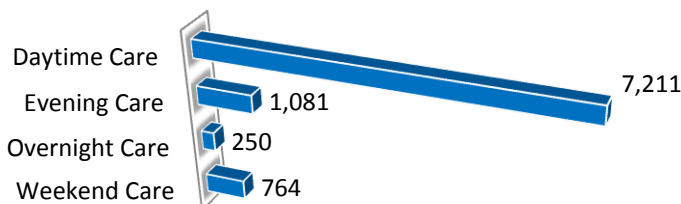
	Lowest	Highest
Three Yr Olds	\$20.00	\$783.00
Four Yr Olds +	\$45.00	\$800.00

\*Preschool classes range from 1-5 days a week.

\*Free preschool programs are not included in the rate ranges above.

**CCR&R referred 4162 families with 7082 children to child care providers.**

### Requests for Child Care by Type



\*Families may request more than one type of care for their child(ren).

Requests for Child Care data is from July 1, 2009 - June 30, 2010.

Data provided by Child Care Resource & Referral using NACCRRAware as of July 1, 2010 unless otherwise noted.