

# Region 5 - July 2010

Total County Population	977,666
Children ages 0 through 5	77,519
Children ages 6 through 9	50,057
Children ages 10 through 12	37,188

Data source: Woods & Poole Population Estimates as of Dec 31, 2009.

Families with all parents working & children under age 6	70%
Median Family Income	\$45,590
Average Weekly Income	\$877

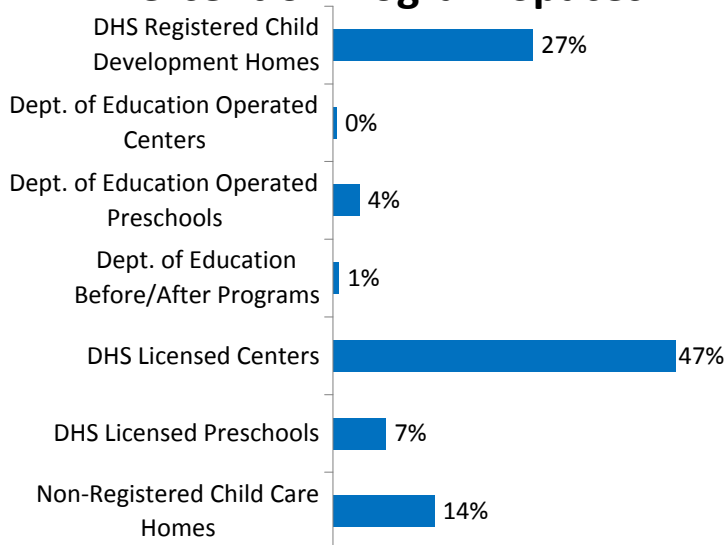
Data source: State Library of Iowa, www.iowadatatcenter.org



www.iowaccrr.org

1-877-216-8481

## Percent of Program Spaces



CCR&R may not have all DOE programs listed since they are not regulated by DHS.

## 56,042 Total Spaces LISTED with CCR&R

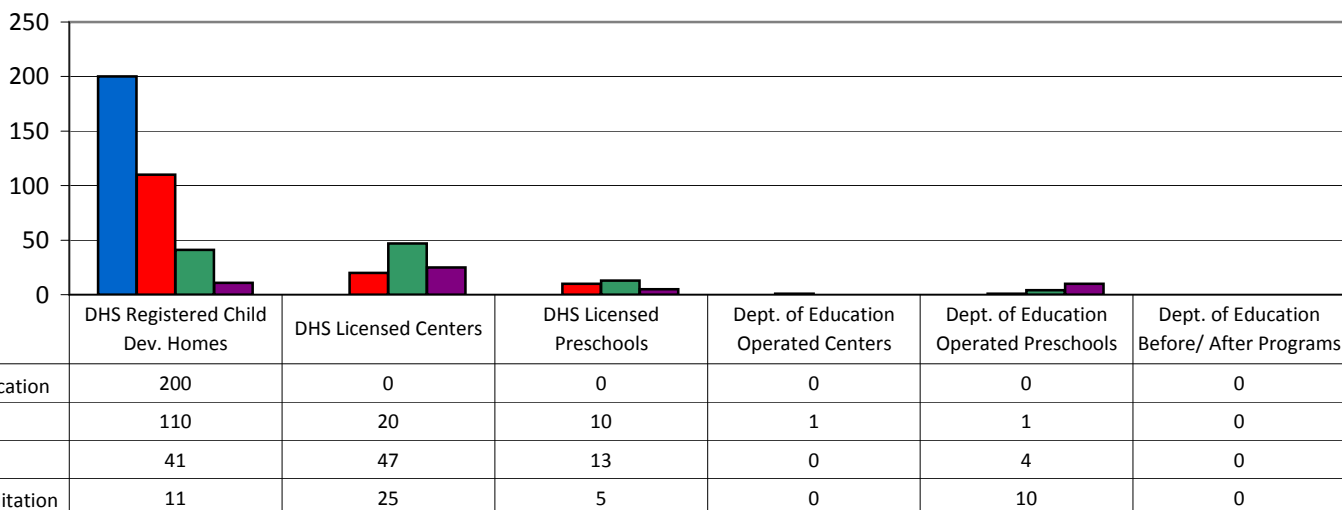
- 15,312 DHS Registered Child Development Homes
  - 245 Dept. of Education Operated Centers
  - 1,986 Dept. of Education Operated Preschools
  - 425 Dept. of Education Before/After Programs
- 26,295 DHS Licensed Centers
  - 4,029 DHS Licensed Preschools
  - 7,750 Non-Registered Child Care Homes

## 3,590 Total Programs LISTED with CCR&R

- 1,451 DHS Registered Child Development Homes
  - 8 Dept. of Education Operated Centers
  - 60 Dept. of Education Operated Preschools
  - 10 Dept. of Education Before/After Programs
- 387 DHS Licensed Centers
  - 124 DHS Licensed Preschools
  - 1,550 Non-Registered Child Care Homes

\*School District Dept of Education programs are not licensed by DHS but meet Standards for Child Care adopted by the State Board of Education.

## Quality Programs for Providers



\* Programs may choose to participate in more than one quality measure. The number of QRS Providers changes monthly.

Go to <http://www.dhs.state.ia.us/iqrs/> for up-to-date information.

\*Centers, Preschools and Before/After school programs do not qualify for ChildNet Certification.

**For a family earning the median income of \$45,590 with an infant in child care they would pay:**

- 13% of their income before taxes, if their child was in a registered home
- 16% of their income before taxes, if their child was in a licensed center

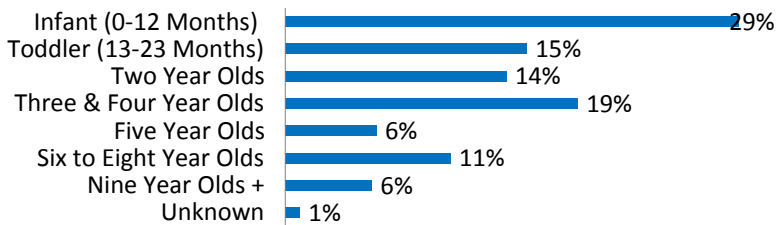
Data source: State Library of Iowa, [www.iowadatatcenter.org](http://www.iowadatatcenter.org).

**Out of 3590 child care programs, 2845 programs report they accept DHS Child Care Assistance funded children.**

Child Care Rates Per Week	Infant (0-12 Months)	Toddler (13-23 Months)	Two Year Olds	Three Year Olds	Four & Five Year Olds	Before & After School	Full Time School-Age
DHS Registered Child Development Homes	\$115.29	\$114.06	\$111.13	\$110.34	\$108.80	\$42.26	\$106.07
DHS Licensed Centers	\$139.07	\$138.14	\$127.79	\$121.95	\$119.89	\$43.06	\$108.03

\* Providers may charge by the month, week, day or hour.

### Percent of Requests for Child Care by Age



### Range of Preschool Tuition Rates per month - by age

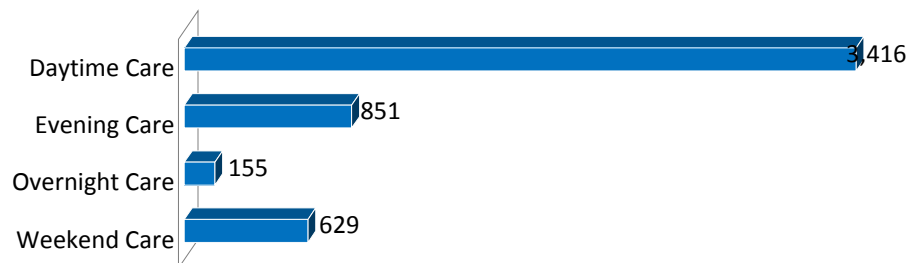
	Lowest	Highest
Three Yr Olds	\$70.58	\$126.21
Four Yr Olds +	\$78.28	\$147.29

\*Preschool classes range from 1-5 days a week.

\*Free preschool programs are not included in the rate ranges above.

**CCR&R referred 2305 families with 3547 children to child care providers.**

### Requests for Child Care by Type



\*Families may request more than one type of care for their child(ren).

Requests for Child Care data is from July 1, 2009 - June 30, 2010.

Data provided by Child Care Resource & Referral using NACCRRAware as of July 1, 2010 unless otherwise noted.