

Sac County - July 2010

Total County Population	10,255
Children ages 0 through 5	706
Children ages 6 through 9	416
Children ages 10 through 12	323

Data source: Woods & Poole Population Estimates as of Dec 31, 2009.

Families with all parents working & children under age 6	82%
Median Family Income	\$40,504
Average Weekly Income	\$779

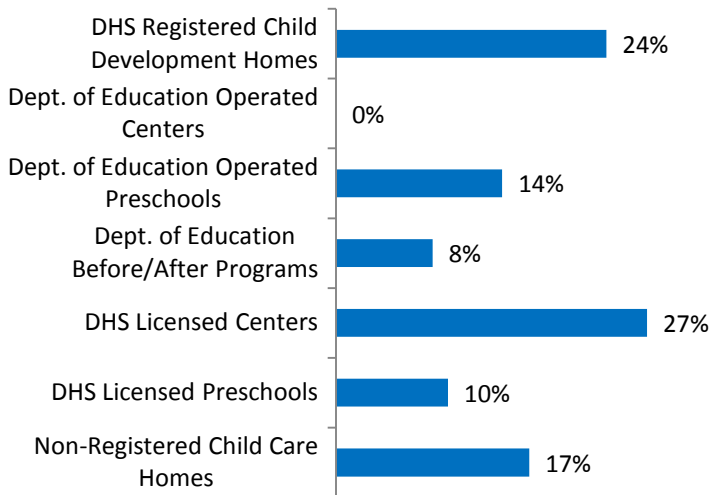
Data source: State Library of Iowa, www.iowadatabase.org



www.iowaccrr.org

1-877-216-8481

Percent of Program Spaces



CCR&R may not have all DOE programs listed since they are not regulated by DHS.

595 Total Spaces LISTED with CCR&R

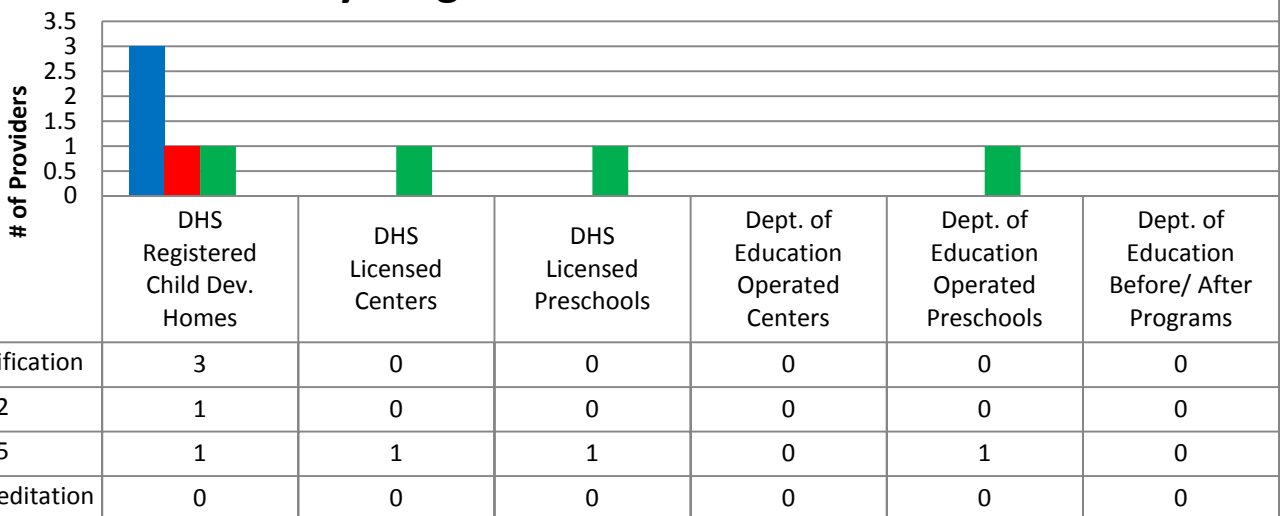
- 140 DHS Registered Child Development Homes
 - 0 Dept. of Education Operated Centers
 - 86 Dept. of Education Operated Preschools
 - 50 Dept. of Education Before/After Programs
- 161 DHS Licensed Centers
 - 58 DHS Licensed Preschools
- 100 Non-Registered Child Care Homes

42 Total Programs LISTED with CCR&R

- 13 DHS Registered Child Development Homes
 - 0 Dept. of Education Operated Centers
 - 3 Dept. of Education Operated Preschools
 - 1 Dept. of Education Before/After Programs
- 2 DHS Licensed Centers
 - 3 DHS Licensed Preschools
- 20 Non-Registered Child Care Homes

*School District Dept of Education programs are not licensed by DHS but meet Standards for Child Care adopted by the State Board of Education.

Quality Programs for Providers



* Programs may choose to participate in more than one quality measure. The number of QRS Providers changes monthly.

Go to <http://www.dhs.state.ia.us/iqrs/> for up-to-date information.

*Centers, Preschools and Before/After school programs do not qualify for ChildNet Certification.

For a family earning the median income of \$40,504 with an infant in child care they would pay:

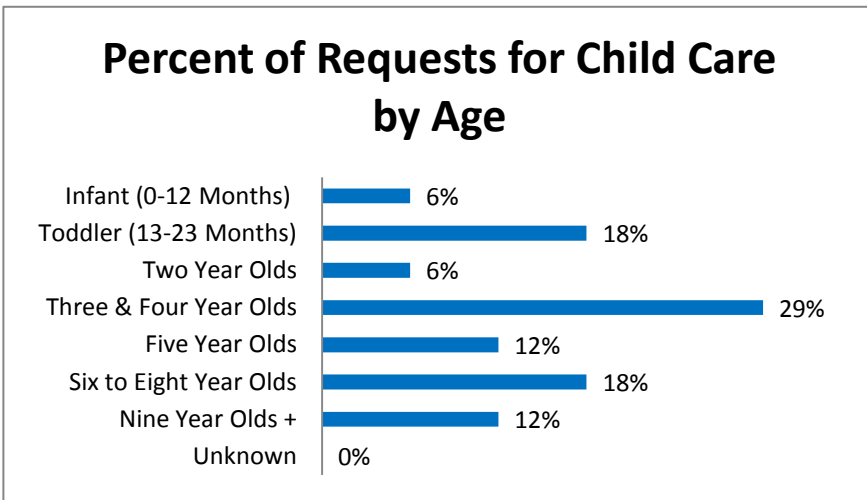
- 14% of their income before taxes, if their child was in a registered home
- 17% of their income before taxes, if their child was in a licensed center

Data source: State Library of Iowa, www.iowadatacenter.org.

Out of 42 child care programs, 27 programs report they accept DHS Child Care Assistance funded children.

Child Care Rates Per Week	Infant (0-12 Months)	Toddler (13-23 Months)	Two Year Olds	Three Year Olds	Four & Five Year Olds	Before & After School	Full Time School-Age
DHS Registered Child Development Homes	\$108.00	\$108.00	\$105.75	\$103.05	\$103.05	\$45.80	\$103.05
DHS Licensed Centers	\$129.60	\$129.60	\$120.60	\$120.60	\$120.60	\$53.60	\$114.75

* Providers may charge by the month, week, day or hour.



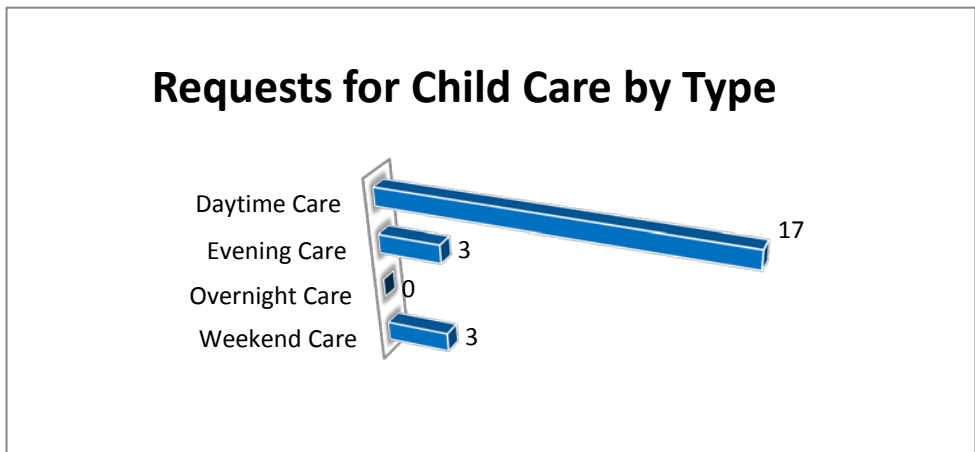
Range of Preschool Tuition Rates per month - by age

	Lowest	Highest
Three Yr Olds	\$60.00	\$90.00
Four Yr Olds +	\$50.00	\$90.00

*Preschool classes range from 1-5 days a week.

*Free preschool programs are not included in the rate ranges above.

CCR&R referred 8 families with 17 children to child care providers.



*Families may request more than one type of care for their child(ren).

Requests for Child Care data is from July 1, 2009 - June 30, 2010.

Data provided by Child Care Resource & Referral using NACCRRAware as of July 1, 2010 unless otherwise noted.