

Scott County - July 2010

Total County Population	165,453
Children ages 0 through 5	14,294
Children ages 6 through 9	9,304
Children ages 10 through 12	6,818

Data source: Woods & Poole Population Estimates as of Dec 31, 2009.

Families with all parents working & children under age 6	69%
Median Family Income	\$52,045
Average Weekly Income	\$1,001

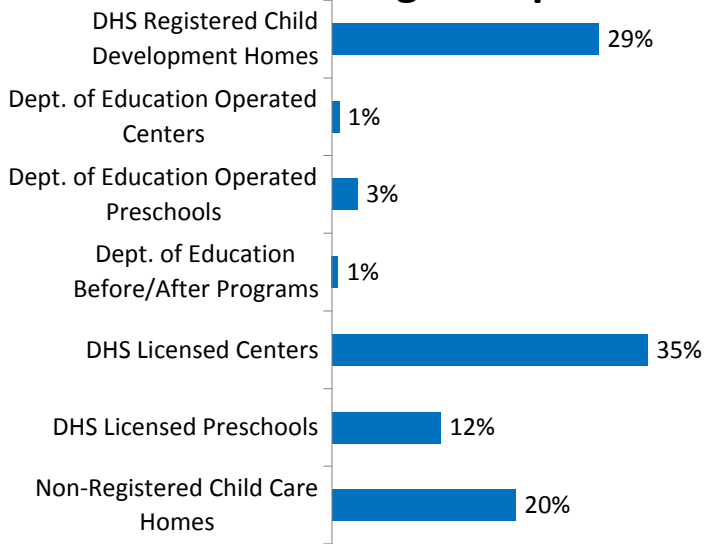
Data source: State Library of Iowa, www.iowadatatcenter.org



www.iowaccrr.org

1-877-216-8481

Percent of Program Spaces



CCR&R may not have all DOE programs listed since they are not regulated by DHS.

9,538 Total Spaces LISTED with CCR&R

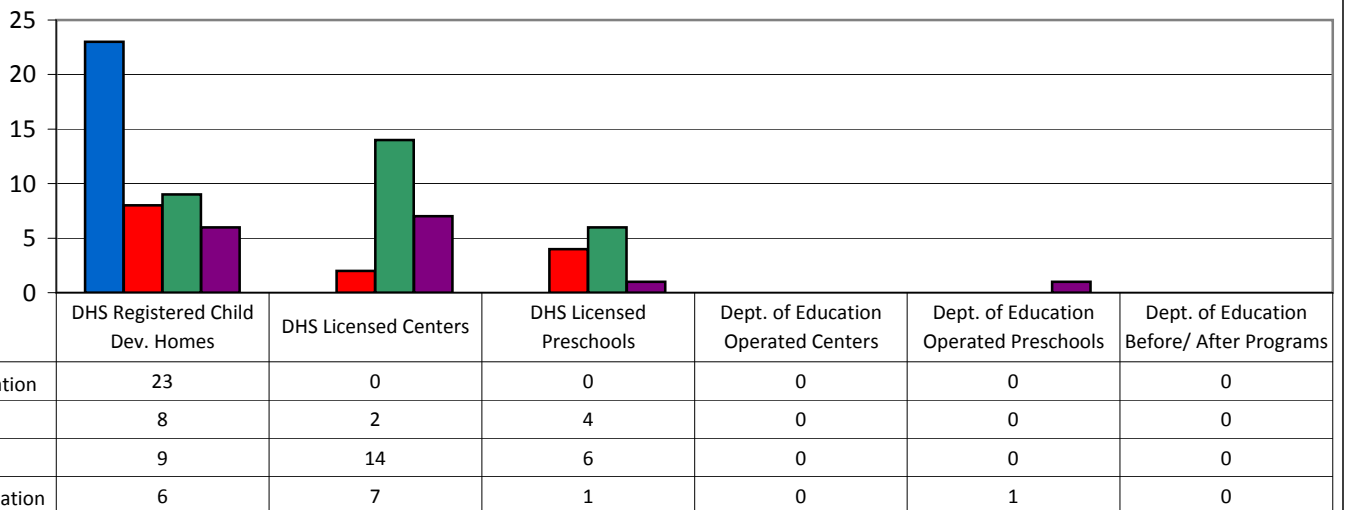
- 2,788 DHS Registered Child Development Homes
 - 72 Dept. of Education Operated Centers
 - 266 Dept. of Education Operated Preschools
 - 60 Dept. of Education Before/After Programs
- 3,299 DHS Licensed Centers
 - 1,133 DHS Licensed Preschools
- 1,920 Non-Registered Child Care Homes

751 Total Programs LISTED with CCR&R

- 275 DHS Registered Child Development Homes
 - 4 Dept. of Education Operated Centers
 - 6 Dept. of Education Operated Preschools
 - 4 Dept. of Education Before/After Programs
- 50 DHS Licensed Centers
 - 28 DHS Licensed Preschools
- 384 Non-Registered Child Care Homes

*School District Dept of Education programs are not licensed by DHS but meet Standards for Child Care adopted by the State Board of Education.

Quality Programs for Providers



* Programs may choose to participate in more than one quality measure. The number of QRS Providers changes monthly.

Go to <http://www.dhs.state.ia.us/iqrs/> for up-to-date information.

*Centers, Preschools and Before/After school programs do not qualify for ChildNet Certification.

For a family earning the median income of \$52,045 with an infant in child care they would pay:

- 12% of their income before taxes, if their child was in a registered home
- 18% of their income before taxes, if their child was in a licensed center

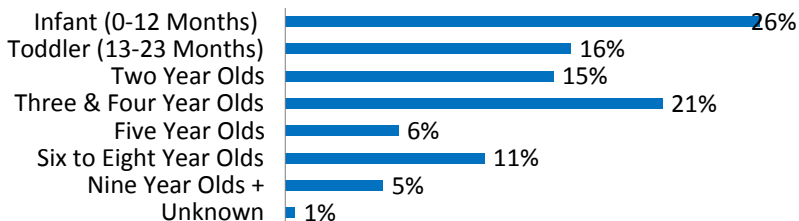
Data source: State Library of Iowa, www.iowadatatcenter.org.

Out of 751 child care programs, 648 programs report they accept DHS Child Care Assistance funded children.

Child Care Rates Per Week	Infant (0-12 Months)	Toddler (13-23 Months)	Two Year Olds	Three Year Olds	Four & Five Year Olds	Before & After School	Full Time School-Age
DHS Registered Child Development Homes	\$121.41	\$118.62	\$114.67	\$114.11	\$110.52	\$57.36	\$104.46
DHS Licensed Centers	\$181.31	\$177.57	\$151.76	\$138.81	\$137.48	\$86.20	\$136.80

* Providers may charge by the month, week, day or hour.

Percent of Requests for Child Care by Age



Range of Preschool Tuition Rates per month - by age

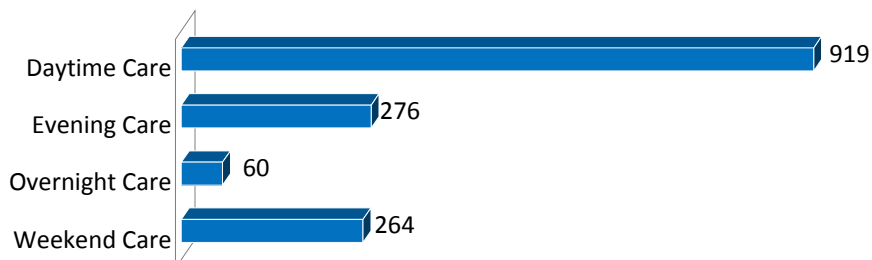
	Lowest	Highest
Three Yr Olds	\$60.00	\$293.00
Four Yr Olds +	\$70.00	\$280.00

*Preschool classes range from 1-5 days a week.

*Free preschool programs are not included in the rate ranges above.

CCR&R referred 602 families with 953 children to child care providers.

Requests for Child Care by Type



*Families may request more than one type of care for their child(ren).

Requests for Child Care data is from July 1, 2009 - June 30, 2010.

Data provided by Child Care Resource & Referral using NACCRRAware as of July 1, 2010 unless otherwise noted.