

# Shelby County - July 2010

Total County Population	12,087
Children ages 0 through 5	709
Children ages 6 through 9	541
Children ages 10 through 12	422

Data source: Woods & Poole Population Estimates as of Dec 31, 2009.

Families with all parents working & children under age 6 82%

Median Family Income \$ 44,681

Average weekly income (Annual/52) \$ 859

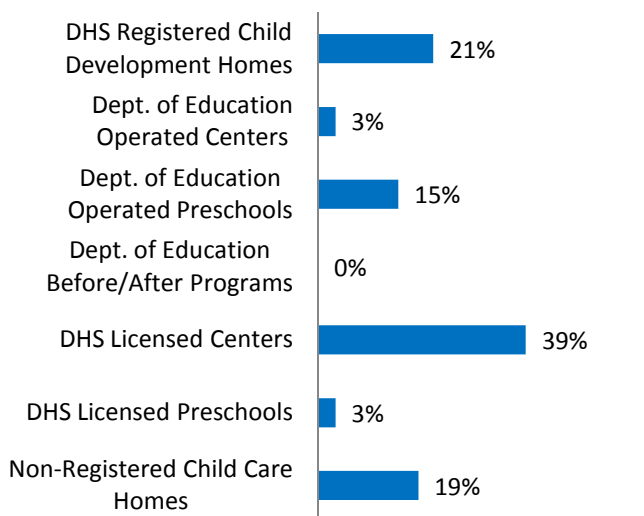
Data source: State Library of Iowa, www.iowadatacenter.org.



www.iowaccrr.org

1-877-216-8481

## Percent of Program Spaces



CCR&R may not have all DOE programs listed since they are not regulated by DHS.

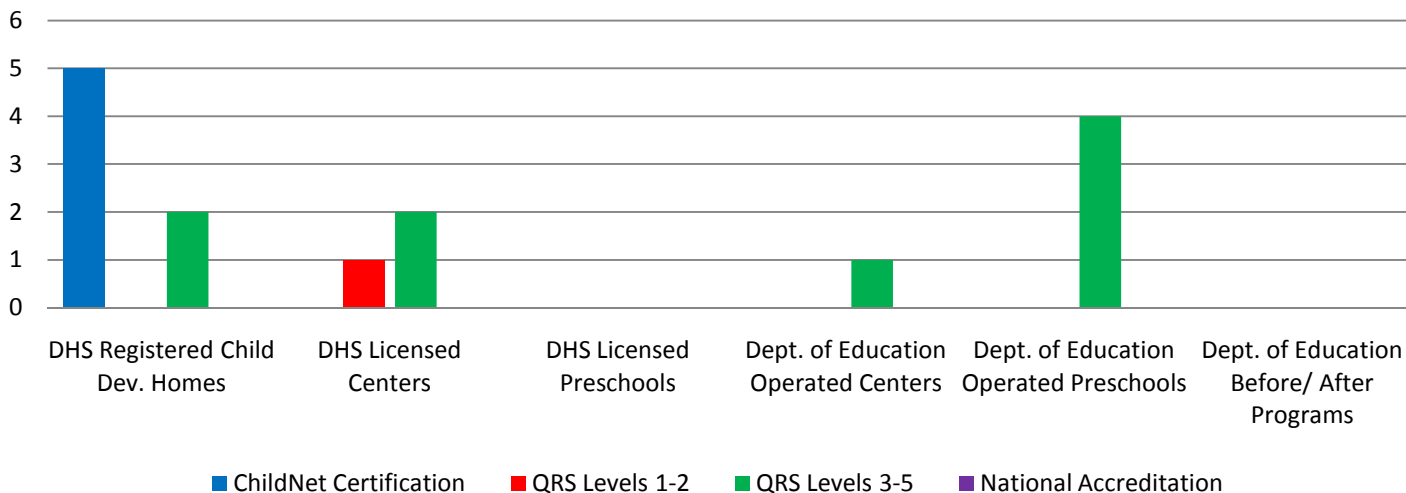
## 617 Total # spaces LISTED with CCR&R

- 132 DHS Registered Child Development Homes
- 20 Dept. of Education Operated Centers
- 92 Dept. of Education Operated Preschools
- 0 Dept. of Education Before/After Programs
- 238 DHS Licensed Centers
- 20 DHS Licensed Preschools
- 115 Non-Registered Child Care Homes

## 44 Total Child Care Programs LISTED with CCR&R

- 12 DHS Registered Child Development Homes
- 1 Dept. of Education Operated Centers
- 4 Dept. of Education Operated Preschools
- 0 Dept. of Education Before/After Programs
- 3 DHS Licensed Centers
- 1 DHS Licensed Preschools
- 23 Non-Registered Child Care Homes

## Quality Programs for Providers



\* Programs may choose to participate in more than one quality measure. The number of QRS Providers changes monthly.

Go to <http://www.dhs.state.ia.us/iqrs/> for up-to-date information.

\*\*Centers, Preschools and Before/After school programs do not qualify for ChildNet Certification.

**For a family earning the median income of \$44,681 with an infant in child care they would pay:**

- 13% of their income before taxes, if their child was in a center
- 12% of their income before taxes, if their child was in a child care home

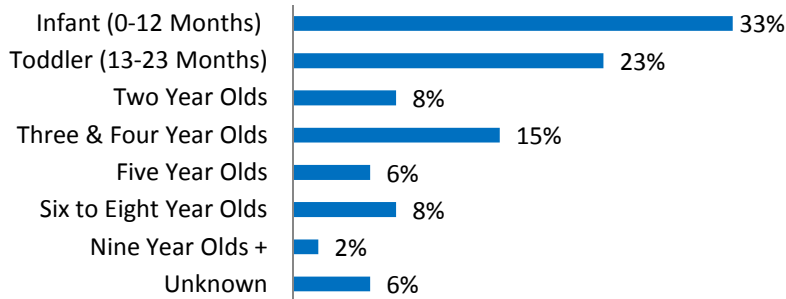
Data source: State Library of Iowa, [www.iowadatatcenter.org](http://www.iowadatatcenter.org).

**Out of 44 child care programs, 26 programs report they accept DHS Child Care Assistance funded children.**

Child Care Rates Per week	Infant (0-12 Months)	Toddler (13-23 months)	Two Year Olds	Three Year Olds	Four & Five Year Olds	Before & After School	Full Time School-age
DHS Registered Child Development Homes	\$112.81	\$109.69	\$109.69	\$109.69	\$109.69	\$62.86	\$102.86
DHS Licensed Centers	\$117.00	\$117.00	\$117.00	\$117.00	\$117.00	\$52.00	\$117.00

\* Note provider may charge by the month, week, day or hour.

### Percent of Requests for Child Care by Age



### Range of Preschool Tuition Rates per month by Age

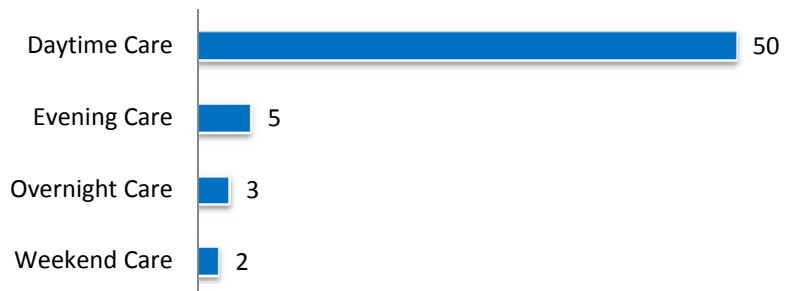
	Lowest	Highest
Three Yr Olds	\$40.00	\$195.00
Four Yr Olds +	\$40.00	\$195.00

\*Preschool classes range from 1-5 days a week.

\*Free preschool programs are not included in the rate ranges above.

**CCR&R referred 37 families with 52 children to child care providers.**

### Requests for Child Care by Type



\*Families may request more than one type of care for their child(ren).

Requests for Child Care data is from July 1 - June 30, 2010