

# Sioux County - July 2010

Total County Population	32,329
Children ages 0 through 5	2,890
Children ages 6 through 9	1,793
Children ages 10 through 12	1,251

Data source: Woods & Poole Population Estimates as of Dec 31, 2009.

Families with all parents working & children under age 6	75%
Median Family Income	\$45,864
Average Weekly Income	\$882

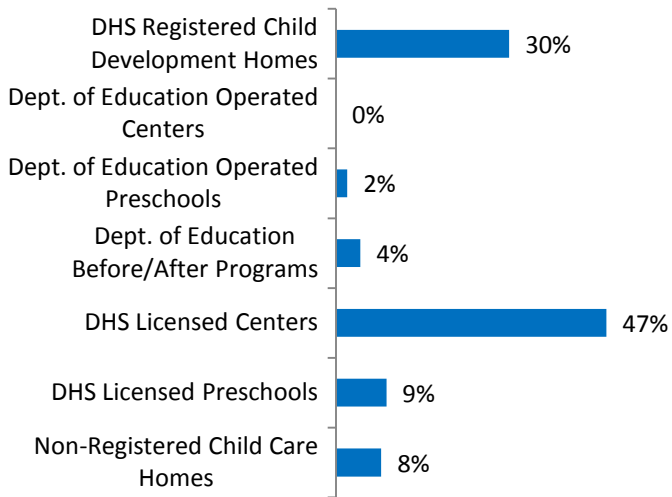
Data source: State Library of Iowa, www.iowadatabase.org



www.iowaccrr.org

1-877-216-8481

## Percent of Program Spaces



CCR&R may not have all DOE programs listed since they are not regulated by DHS.

## 1,779 Total Spaces LISTED with CCR&R

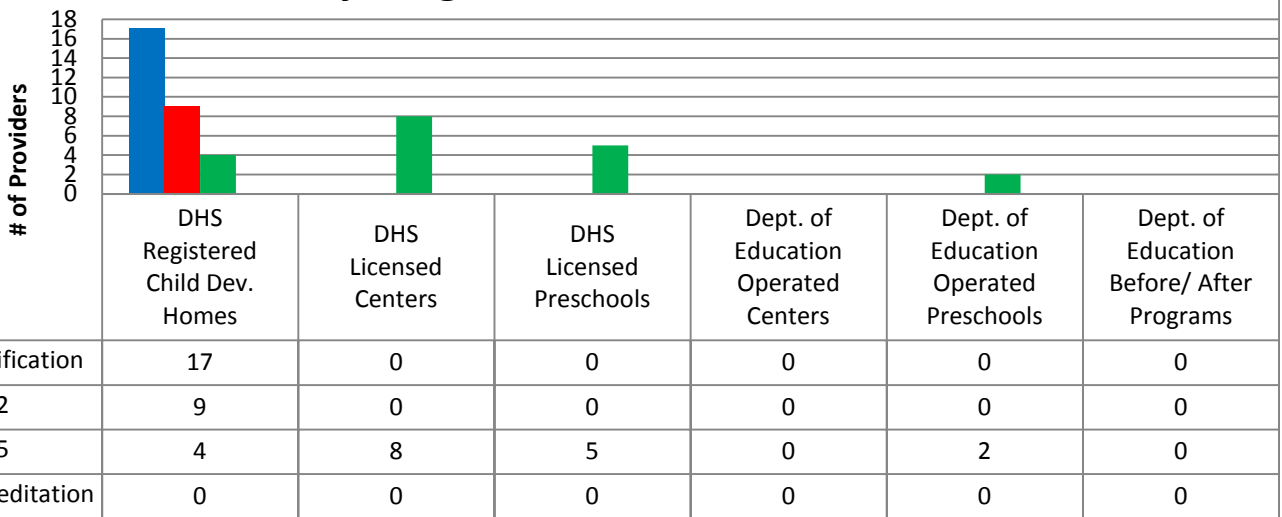
- 536 DHS Registered Child Development Homes
- 0 Dept. of Education Operated Centers
- 35 Dept. of Education Operated Preschools
- 75 Dept. of Education Before/After Programs
- 837 DHS Licensed Centers
- 156 DHS Licensed Preschools
- 140 Non-Registered Child Care Homes

## 100 Total Programs LISTED with CCR&R

- 46 DHS Registered Child Development Homes
- 0 Dept. of Education Operated Centers
- 4 Dept. of Education Operated Preschools
- 1 Dept. of Education Before/After Programs
- 14 DHS Licensed Centers
- 7 DHS Licensed Preschools
- 28 Non-Registered Child Care Homes

\*School District Dept of Education programs are not licensed by DHS but meet Standards for Child Care adopted by the State Board of Education.

## Quality Programs for Providers



\* Programs may choose to participate in more than one quality measure. The number of QRS Providers changes monthly.

Go to <http://www.dhs.state.ia.us/iqrs/> for up-to-date information.

\*Centers, Preschools and Before/After school programs do not qualify for ChildNet Certification.

**For a family earning the median income of \$45,864 with an infant in child care they would pay:**

- 13% of their income before taxes, if their child was in a registered home
- 15% of their income before taxes, if their child was in a licensed center

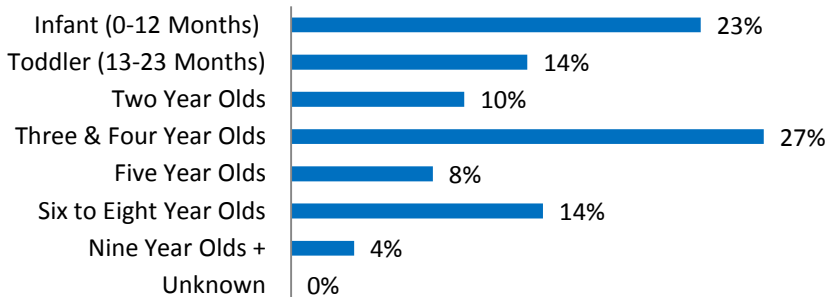
Data source: State Library of Iowa, www.iowadatacenter.org.

**Out of 100 child care programs, 73 programs report they accept DHS Child Care Assistance funded children.**

Child Care Rates Per Week	Infant (0-12 Months)	Toddler (13-23 Months)	Two Year Olds	Three Year Olds	Four & Five Year Olds	Before & After School	Full Time School-Age
DHS Registered Child Development Homes	\$110.70	\$109.80	\$107.55	\$107.10	\$105.30	\$46.80	\$104.85
DHS Licensed Centers	\$130.50	\$128.25	\$123.75	\$120.15	\$120.15	\$53.40	\$120.15

\* Providers may charge by the month, week, day or hour.

### Percent of Requests for Child Care by Age



### Range of Preschool Tuition Rates per month - by age

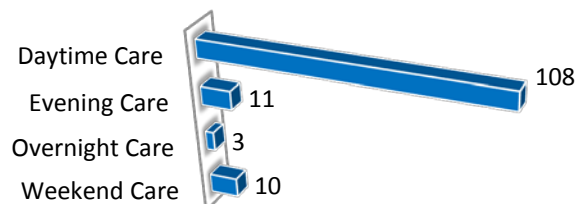
	Lowest	Highest
Three Yr Olds	\$90.00	\$90.00
Four Yr Olds +	\$72.50	\$110.00

\*Preschool classes range from 1-5 days a week.

\*Free preschool programs are not included in the rate ranges above.

**CCR&R referred 58 families with 111 children to child care providers.**

### Requests for Child Care by Type



\*Families may request more than one type of care for their child(ren).

Requests for Child Care data is from July 1, 2009 - June 30, 2010.

Data provided by Child Care Resource & Referral using NACCRRAware as of July 1, 2010 unless otherwise noted.