

Story County - July 2010

Total County Population	87,529
Children ages 0 through 5	5,999
Children ages 6 through 9	3,732
Children ages 10 through 12	2,404

Data source: Woods & Poole Population Estimates as of Dec 31, 2009.

Families with all parents working & children under age 6	71%
Median Family Income	\$ 55,472
Average Weekly Income	\$ 1,067

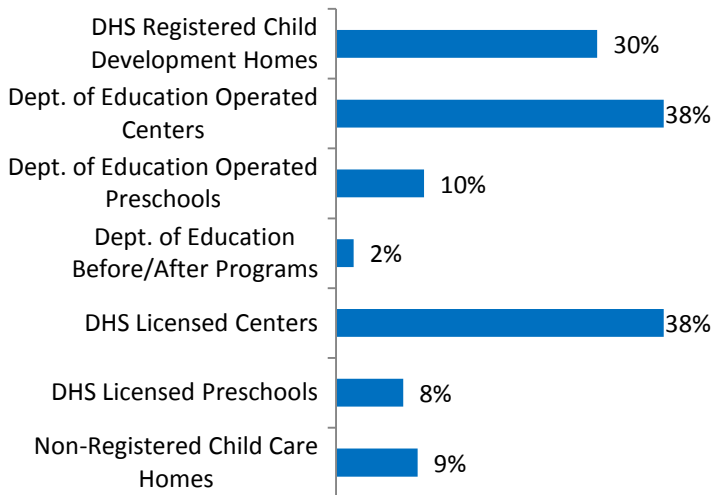
Data source: State Library of Iowa, www.iowadatacenter.org



www.iowaccrr.org

1-877-216-8481

Percent of Program Spaces



CCR&R may not have all DOE programs listed since they are not regulated by DHS.

3,960 Total Spaces LISTED with CCR&R

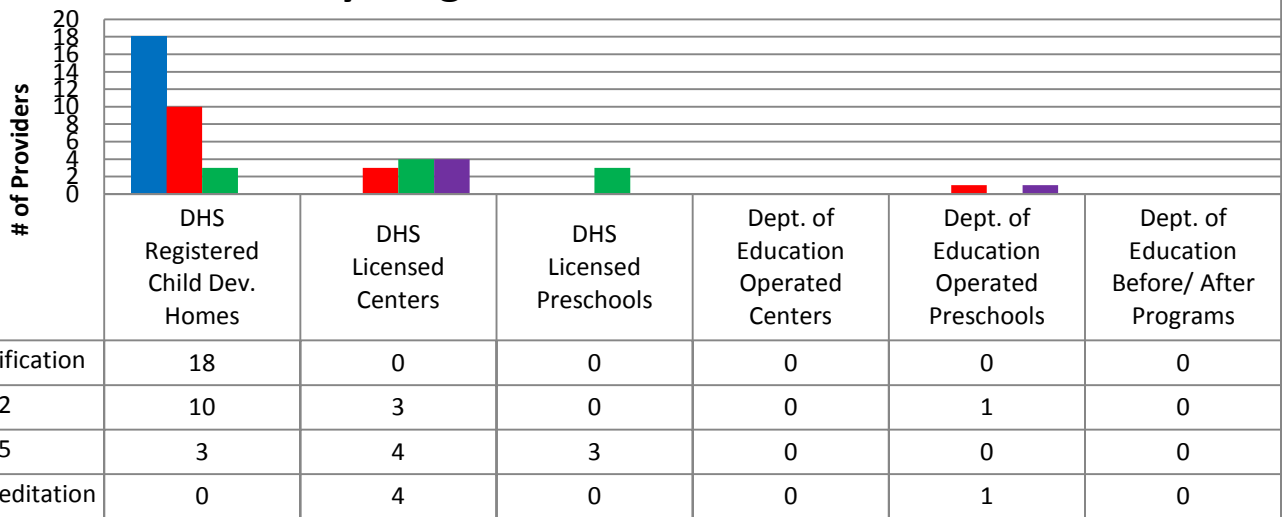
- 1,200 DHS Registered Child Development Homes
 - 87 Dept. of Education Operated Centers
 - 404 Dept. of Education Operated Preschools
 - 80 Dept. of Education Before/After Programs
- 1,506 DHS Licensed Centers
 - 308 DHS Licensed Preschools
 - 375 Non-Registered Child Care Homes

231 Total Programs LISTED with CCR&R

- 112 DHS Registered Child Development Homes
 - 1 Dept. of Education Operated Centers
 - 7 Dept. of Education Operated Preschools
 - 1 Dept. of Education Before/After Programs
- 22 DHS Licensed Centers
 - 13 DHS Licensed Preschools
- 75 Non-Registered Child Care Homes

*School District Dept of Education programs are not licensed by DHS but meet Standards for Child Care adopted by the State Board of Education.

Quality Programs for Providers



* Programs may choose to participate in more than one quality measure. The number of QRS Providers changes monthly.

Go to <http://www.dhs.state.ia.us/iqrs/> for up-to-date information.

*Centers, Preschools and Before/After school programs do not qualify for ChildNet Certification.

For a family earning the median income of \$55,472 with an infant in child care they would pay:

- 12% of their income before taxes, if their child was in a registered home
- 16% of their income before taxes, if their child was in a licensed center

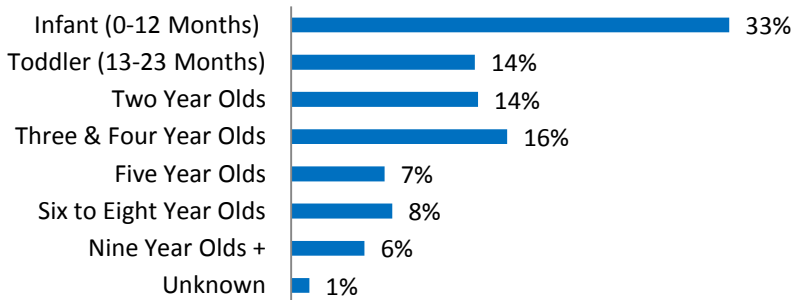
Data source: State Library of Iowa, www.iowadatacenter.org.

Out of 231 child care programs, 163 programs report they accept DHS Child Care Assistance funded children.

Child Care Rates Per Week	Infant (0-12 Months)	Toddler (13-23 Months)	Two Year Olds	Three Year Olds	Four & Five Year Olds	Before & After School	Full Time School-Age
DHS Registered Child Development Homes	\$129.68	\$129.62	\$127.36	\$126.32	\$125.89	\$68.25	\$123.44
DHS Licensed Centers	\$171.88	\$171.88	\$151.12	\$142.75	\$138.38	\$71.20	\$128.17

* Providers may charge by the month, week, day or hour.

Percent of Requests for Child Care by Age



Range of Preschool Tuition Rates per month - by age


	Lowest	Highest
Three Yr Olds	\$50.00	\$115.00
Four Yr Olds +	\$68.00	\$150.00

*Preschool classes range from 1-5 days a week.

*Free preschool programs are not included in the rate ranges above.

CCR&R referred 508 families with 739 children to child care providers.

Requests for Child Care by Type



*Families may request more than one type of care for their child(ren).

Requests for Child Care data is from July 1, 2009 - June 30, 2010.

Data provided by Child Care Resource & Referral using NACCRRAware as of July 1, 2010 unless otherwise noted.