

# Union County - July 2010

|                             |       |
|-----------------------------|-------|
| Total County Population     | 6,266 |
| Children ages 0 through 5   | 412   |
| Children ages 6 through 9   | 273   |
| Children ages 10 through 12 | 226   |

Data source: Woods & Poole Population Estimates as of Dec 31, 2009.

|  |           |
|--|-----------|
| Families with all parents working & children under age 6 | 77%       |
| Median Family Income                                     | \$ 41,453 |
| Average weekly income (Annual/52)                        | \$ 797    |

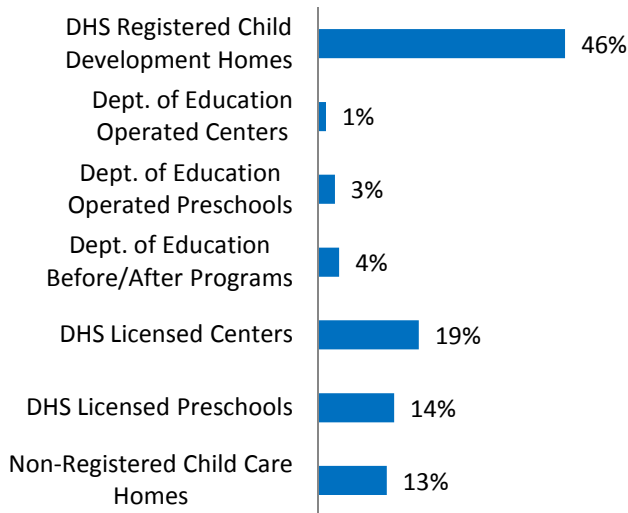
Data source: State Library of Iowa, www.iowadatatcenter.org.



www.iowaccrr.org

1-877-216-8481

## Percent of Program Spaces



CCR&R may not have all DOE programs listed since they are not regulated by DHS.

## 1020 Total # spaces LISTED with CCR&R

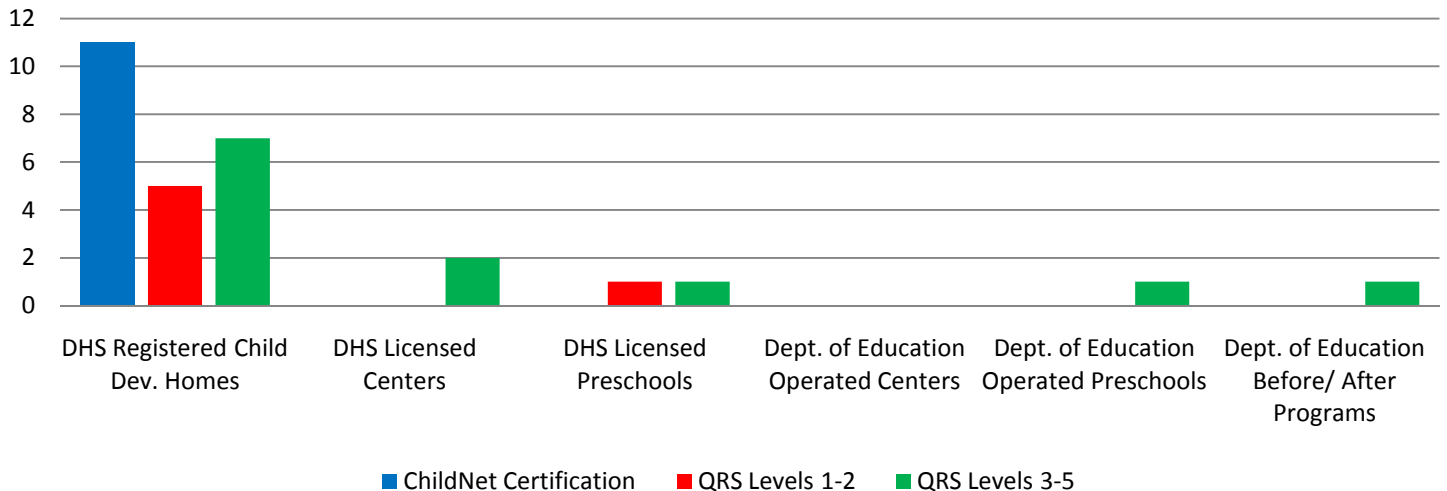
- 468 DHS Registered Child Development Homes
- 15 Dept. of Education Operated Centers
- 32 Dept. of Education Operated Preschools
- 40 Dept. of Education Before/After Programs
- 191 DHS Licensed Centers
- 144 DHS Licensed Preschools
- 130 Non-Registered Child Care Homes

## 82 Total Child Care Programs LISTED with CCR&R

- 44 DHS Registered Child Development Homes
- 1 Dept. of Education Operated Centers
- 2 Dept. of Education Operated Preschools
- 1 Dept. of Education Before/After Programs
- 3 DHS Licensed Centers
- 5 DHS Licensed Preschools
- 26 Non-Registered Child Care Homes

\*School District Dept of Education programs are not licensed by DHS but meet Standards for Child Care adopted by the State Board of Education.

## Quality Programs for Providers



\* Programs may choose to participate in more than one quality measure. The number of QRS Providers changes monthly.

Go to <http://www.dhs.state.ia.us/iqrs/> for up-to-date information.

\*\*Centers, Preschools and Before/After school programs do not qualify for ChildNet Certification.

**For a family earning the median income of \$47,105 with an infant in child care they would pay:**

- 13% of their income before taxes, if their child was in a center
- 11% of their income before taxes, if their child was in a child care home

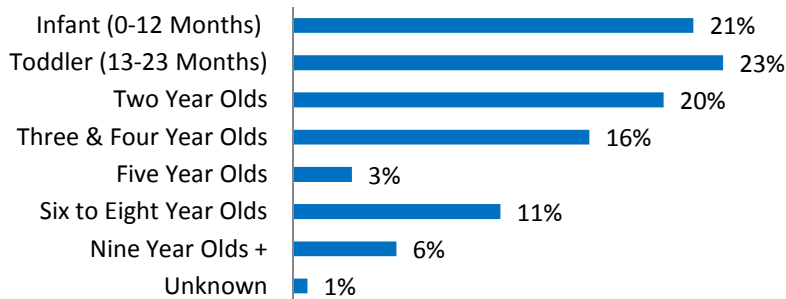
Data source: State Library of Iowa, [www.iowadatatcenter.org](http://www.iowadatatcenter.org).

**Out of 82 child care programs, 71 programs report they accept DHS Child Care Assistance funded children.**

| Child Care Rates<br>Per week           | Infant<br>(0-12<br>Months) | Toddler<br>(13-23<br>months) | Two Year<br>Olds | Three<br>Year<br>Olds | Four &<br>Five Year<br>Olds | Before &<br>After School | Full Time School-age |
|--|----------------------------|------------------------------|------------------|-----------------------|-----------------------------|--------------------------|----------------------|
| DHS Registered Child Development Homes | \$97.00                    | \$95.94                      | \$95.63          | \$95.64               | \$95.50                     | \$53.79                  | \$95.61              |
| DHS Licensed Centers                   | \$116.00                   | \$116.00                     | \$100.00         | \$97.00               | \$97.00                     | \$81.00                  | \$60.00              |

\* Note provider may charge by the month, week, day or hour.

### Percent of Requests for Child Care by Age



### Range of Preschool Tuition Rates per month by Age

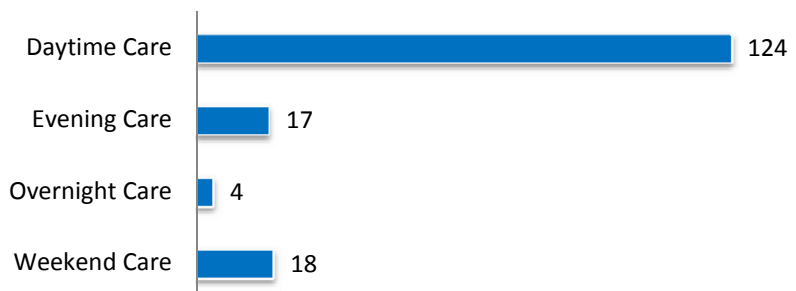
|                | Lowest  | Highest |
|----------------|---------|---------|
| Three Yr Olds  | \$55.00 | \$70.00 |
| Four Yr Olds + | \$55.00 | \$55.00 |

\*Preschool classes range from 1-5 days a week.

\*Free preschool programs are not included in the rate ranges above.

**CCR&R referred 74 families with 127 children to child care providers.**

### Requests for Child Care by Type



\*Families may request more than one type of care for their child(ren).

Requests for Child Care data is from July 1 - June 30, 2010