

# Wapello County - July 2010

Total County Population	35,419
Children ages 0 through 5	2,951
Children ages 6 through 9	1,752
Children ages 10 through 12	1,279

Data source: Woods & Poole Population Estimates as of Dec 31, 2009.

Families with all parents working & children under age 6	68%
Median Family Income	\$39,224
Average Weekly Income	\$754

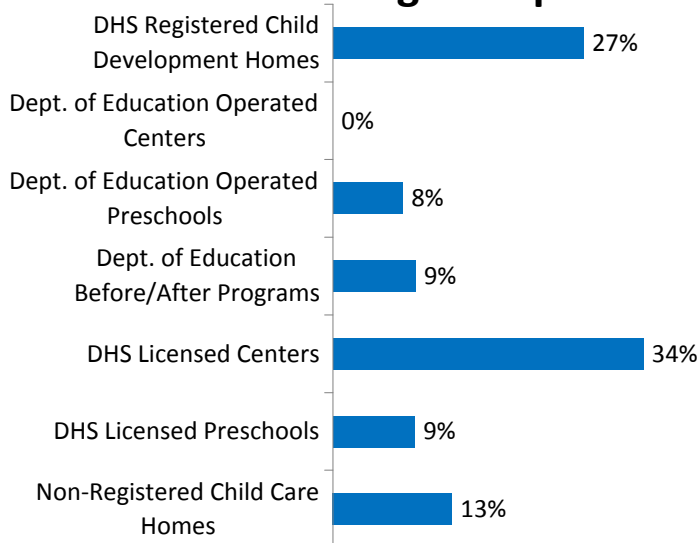
Data source: State Library of Iowa, www.iowadatacenter.org



www.iowaccrr.org

1-877-216-8481

## Percent of Program Spaces



CCR&R may not have all DOE programs listed since they are not regulated by DHS.

## 1,998 Total Spaces LISTED with CCR&R

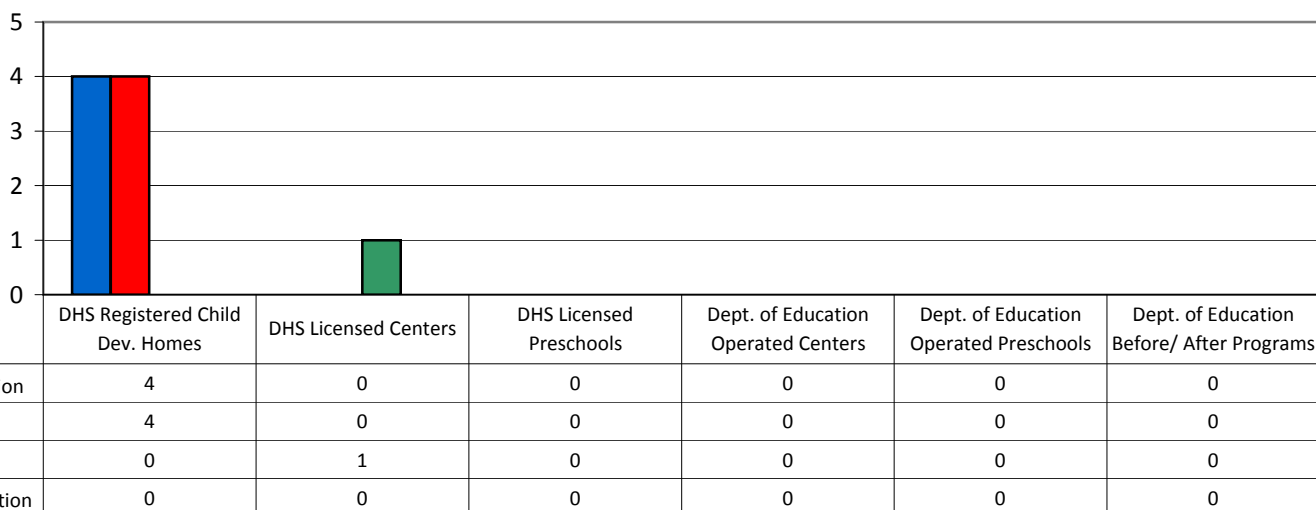
- 548 DHS Registered Child Development Homes
- 0 Dept. of Education Operated Centers
- 152 Dept. of Education Operated Preschools
- 180 Dept. of Education Before/After Programs
- 679 DHS Licensed Centers
- 179 DHS Licensed Preschools
- 260 Non-Registered Child Care Homes

## 122 Total Programs LISTED with CCR&R

- 48 DHS Registered Child Development Homes
- 0 Dept. of Education Operated Centers
- 4 Dept. of Education Operated Preschools
- 2 Dept. of Education Before/After Programs
- 10 DHS Licensed Centers
- 6 DHS Licensed Preschools
- 52 Non-Registered Child Care Homes

\*School District Dept of Education programs are not licensed by DHS but meet Standards for Child Care adopted by the State Board of Education.

## Quality Programs for Providers



\* Programs may choose to participate in more than one quality measure. The number of QRS Providers changes monthly.

Go to <http://www.dhs.state.ia.us/iqrs/> for up-to-date information.

\*Centers, Preschools and Before/After school programs do not qualify for ChildNet Certification.

**For a family earning the median income of \$39,224 with an infant in child care they would pay:**

- 16% of their income before taxes, if their child was in a registered home
- 19% of their income before taxes, if their child was in a licensed center

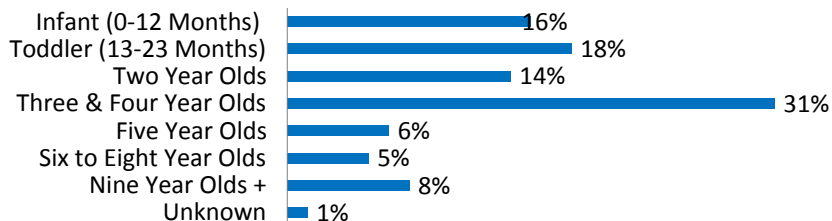
Data source: State Library of Iowa, [www.iowadatatcenter.org](http://www.iowadatatcenter.org).

**Out of 122 child care programs, 102 programs report they accept DHS Child Care Assistance funded children.**

Child Care Rates Per Week	Infant (0-12 Months)	Toddler (13-23 Months)	Two Year Olds	Three Year Olds	Four & Five Year Olds	Before & After School	Full Time School-Age
DHS Registered Child Development Homes	\$120.15	\$118.80	\$117.45	\$116.55	\$116.55	\$50.00	\$117.00
DHS Licensed Centers	\$143.50	\$137.50	\$119.95	\$119.95	\$119.95	NA	\$105.75

\* Providers may charge by the month, week, day or hour.

### Percent of Requests for Child Care by Age



### Range of Preschool Tuition Rates per month - by age

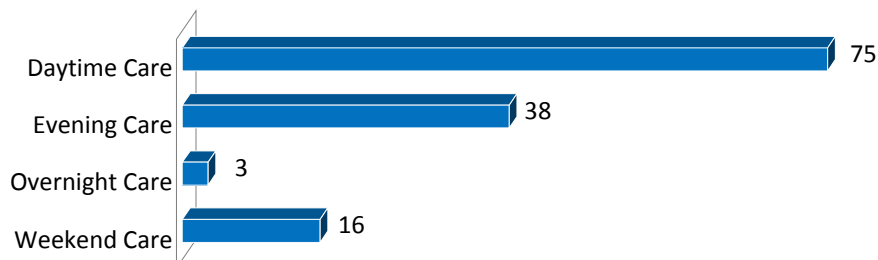
	Lowest	Highest
Three Yr Olds	\$65.00	\$120.00
Four Yr Olds +	\$75.00	\$75.00

\*Preschool classes range from 1-5 days a week.

\*Free preschool programs are not included in the rate ranges above.

**CCR&R referred 44 families with 77 children to child care providers.**

### Requests for Child Care by Type



\*Families may request more than one type of care for their child(ren).

Requests for Child Care data is from July 1, 2009 - June 30, 2010.

Data provided by Child Care Resource & Referral using NACCRRAware as of July 1, 2010 unless otherwise noted.