

Audubon County - January 2010

Total County Population	6,023
Children ages 0 through 5	364
Children ages 6 through 9	236
Children ages 10 through 12	227

Data source: Woods & Poole Population Estimates as of Dec 31, 2009.

Families with all parents working & children under age 6	78%
Median Family Income	\$ 37,288
Average weekly income (Annual/52)	\$ 717

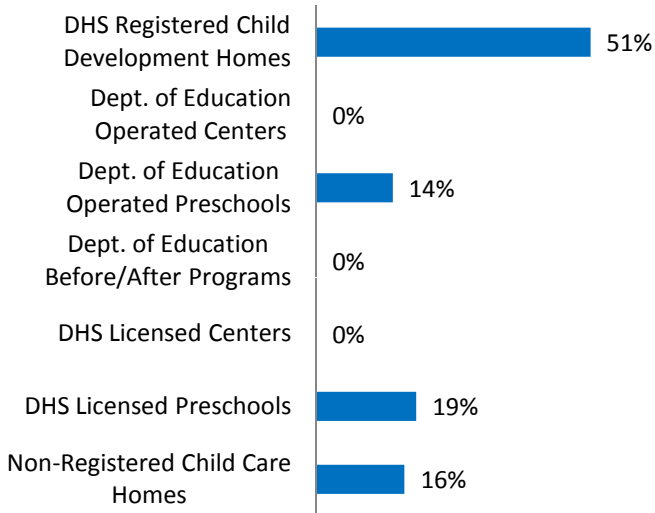
Data source: State Library of Iowa, www.iowadatabase.org.



www.iowaccrr.org

1-877-216-8481

Percent of Program Spaces



CCR&R may not have all DOE programs listed since they are not regulated by DHS.

275 Total # spaces LISTED with CCR&R

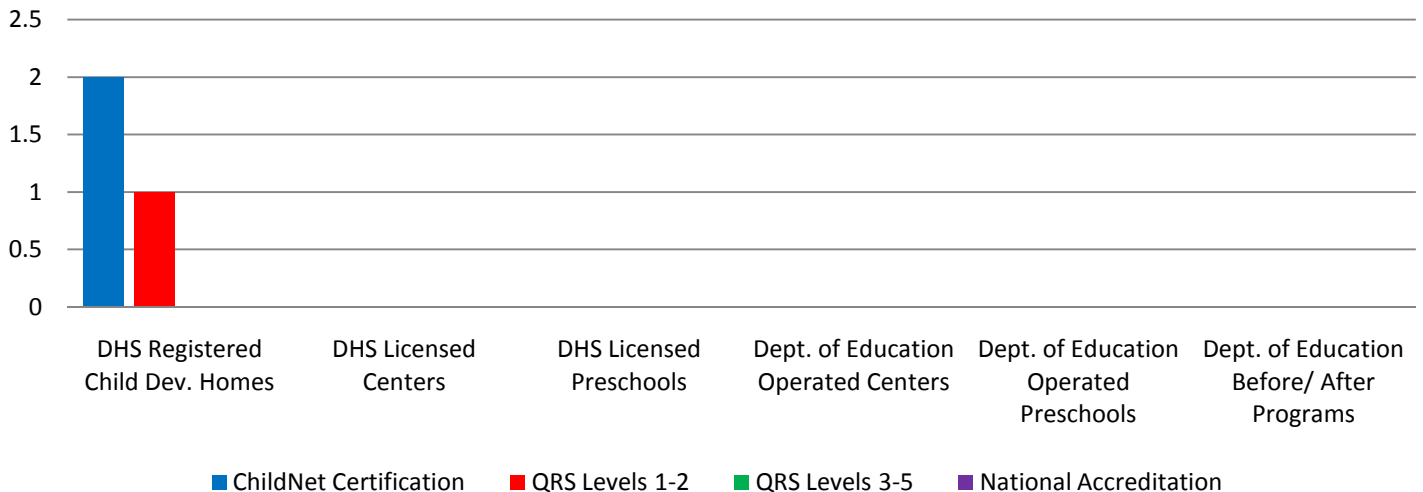
- 140 DHS Registered Child Development Homes
 - 0 Dept. of Education Operated Centers
 - 39 Dept. of Education Operated Preschools
 - 0 Dept. of Education Before/After Programs
 - 0 DHS Licensed Centers
- 51 DHS Licensed Preschools
- 45 Non-Registered Child Care Homes

26 Total Child Care Programs LISTED with CCR&R

- 13 DHS Registered Child Development Homes
 - 0 Dept. of Education Operated Centers
 - 2 Dept. of Education Operated Preschools
 - 0 Dept. of Education Before/After Programs
 - 0 DHS Licensed Centers
- 2 DHS Licensed Preschools
- 9 Non-Registered Child Care Homes

*School District Dept of Education programs are not licensed by DHS but meet Standards for Child Care adopted by the State Board of Education.

Quality Programs for Providers



* Programs may choose to participate in more than one quality measure. The number of QRS Providers changes monthly.

Go to <http://www.dhs.state.ia.us/iqrs/> for up-to-date information.

**Centers, Preschools and Before/After school programs do not qualify for ChildNet Certification.

For a family earning the median income of \$37,288 with an infant in child care they would pay:

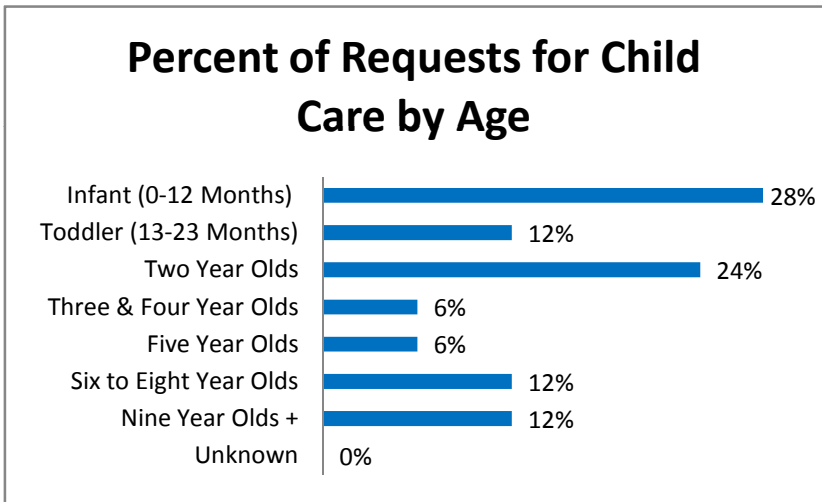
- 15% of their income before taxes, if their child was in a child care home

Data source: State Library of Iowa, www.iowadatabase.org.

Out of 26 child care programs, 20 programs report they accept DHS Child Care Assistance funded children.

Child Care Rates Per week	Infant (0-12 Months)	Toddler (13-23 months)	Two Year Olds	Three Year Olds	Four & Five Year Olds	Before & After School	Full Time School-age
DHS Registered Child Development Homes	\$ 104.73	\$ 104.73	\$ 103.30	\$ 103.30	\$ 103.30	\$ 46.09	\$ 102.83
DHS Licensed Centers	There are no centers in Audubon county						

* Note provider may charge by the month, week, day or hour.

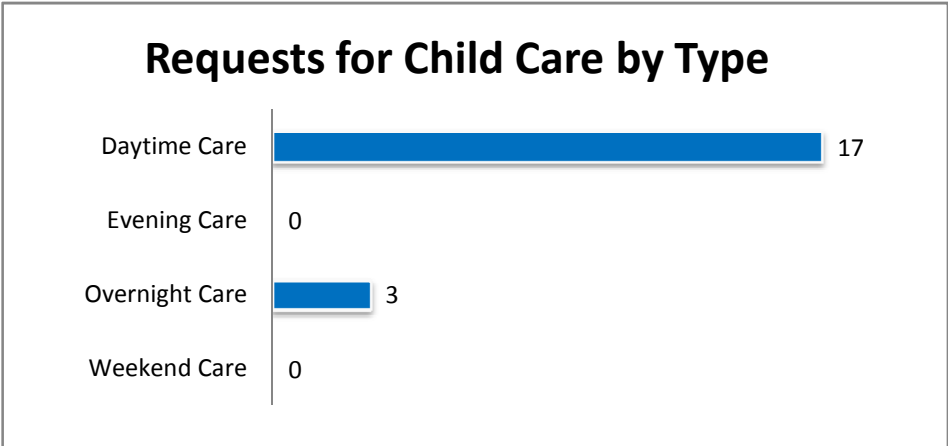


Range of Preschool Tuition Rates per month by Age

	Lowest	Highest
Three Yr Olds	\$25.00	\$75.00
Four Yr Olds +	\$75.00	\$75.00

*Preschool classes range from 1-5 days a week.
*Free preschool programs are not included in the rate ranges above.

CCR&R referred 8 families with 17 children to child care providers.



*Families may request more than one type of care for their child(ren).
Requests for Child Care data is from July 1 - December 31, 2009

Data provided by Child Care Resource & Referral using NACCRRAware as of January 1, 2010 unless otherwise noted.