

# Crawford County - January 2010

Total County Population	16,392
Children ages 0 through 5	1,421
Children ages 6 through 9	890
Children ages 10 through 12	613

Data source: Woods & Poole Population Estimates as of Dec 31, 2009.

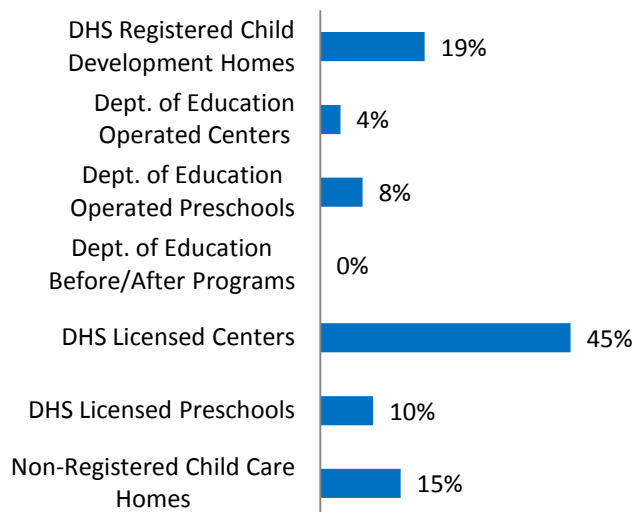
Families with all parents working & children under age 6	75%
Median Family Income	\$ 40,231
Average weekly income (Annual/52)	\$ 774

Data source: State Library of Iowa, www.iowadatecenter.org.



**www.iowaccrr.org**  
**1-877-216-8481**

## Percent of Program Spaces



CCR&R may not have all DOE programs listed since they are not regulated by DHS.

## 822 Total # spaces LISTED with CCR&R

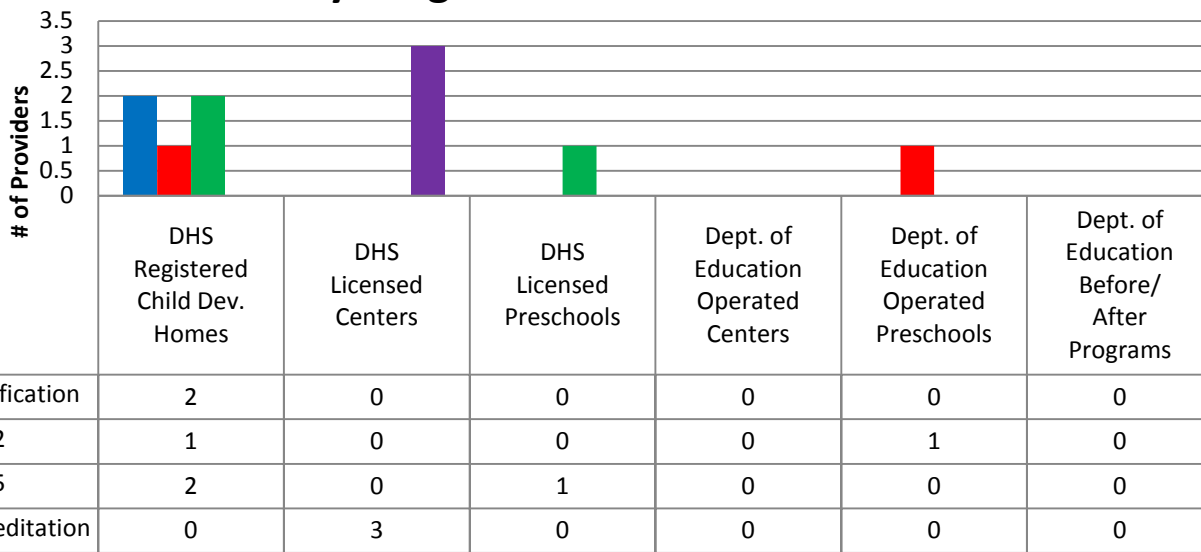
- 156 DHS Registered Child Development Homes
- 30 Dept. of Education Operated Centers
- 63 Dept. of Education Operated Preschools
- 0 Dept. of Education Before/After Programs
- 374 DHS Licensed Centers
- 79 DHS Licensed Preschools
- 120 Non-Registered Child Care Homes

## 56 Total Child Care Programs LISTED with CCR&R

- 15 DHS Registered Child Development Homes
- 1 Dept. of Education Operated Centers
- 6 Dept. of Education Operated Preschools
- 0 Dept. of Education Before/After Programs
- 7 DHS Licensed Centers
- 3 DHS Licensed Preschools
- 24 Non-Registered Child Care Homes

\*School District Dept of Education programs are not licensed by DHS but meet Standards for Child Care adopted by the State Board of Education.

## Quality Programs for Providers



\* Programs may choose to participate in more than one quality measure. The number of QRS Providers changes monthly.

Go to <http://www.dhs.state.ia.us/iqrs/> for up-to-date information.

\*\*Centers, Preschools and Before/After school programs do not qualify for ChildNet Certification.

**For a family earning the median income of \$40,231 with an infant in child care they would pay:**

- 15% of their income before taxes, if their child was in a center
- 13% of their income before taxes, if their child was in a child care home

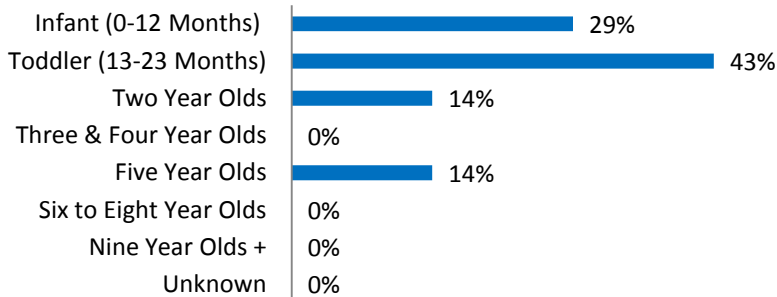
Data source: State Library of Iowa, [www.iowadatacenter.org](http://www.iowadatacenter.org).

**Out of 56 child care programs, 36 programs report they accept DHS Child Care Assistance funded children.**

Child Care Rates Per week	Infant (0-12 Months)	Toddler (13-23 months)	Two Year Olds	Three Year Olds	Four & Five Year Olds	Before & After School	Full Time School-age
DHS Registered Child Development Homes	\$ 103.05	\$ 103.05	\$ 97.65	\$ 97.65	\$ 97.65	\$ 44.20	\$ 97.65
DHS Licensed Centers	\$ 114.75	\$ 114.75	\$ 114.75	\$ 99.00	\$ 99.00	\$ 44.00	\$ 99.00

\* Note provider may charge by the month, week, day or hour.

### Percent of Requests for Child Care by Age



### Range of Preschool Tuition Rates per month by Age

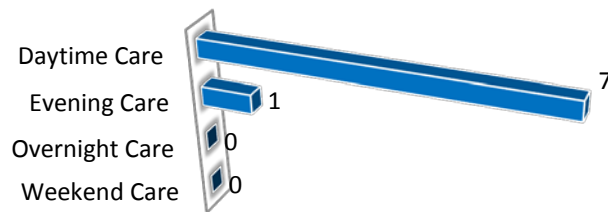
	Lowest	Highest
Three Yr Olds	NA	NA
Four Yr Olds +	\$200.00	\$200.00

\*Preschool classes range from 1-5 days a week.

\*Free preschool programs are not included in the rate ranges above.

**CCR&R referred 4 families with 7 children to child care providers.**

### Requests for Child Care by Type



\*Families may request more than one type of care for their child(ren).

Requests for Child Care data is from July 1 - December 31, 2009

Data provided by Child Care Resource & Referral using NACCRRAware as of January 1, 2010 unless otherwise noted.