

# Des Moines County - January 2010

Total County Population	40,491
Children ages 0 through 5	3,238
Children ages 6 through 9	2,008
Children ages 10 through 12	1,542

*Data source: Woods & Poole Population Estimates as of Dec 31, 2009.*

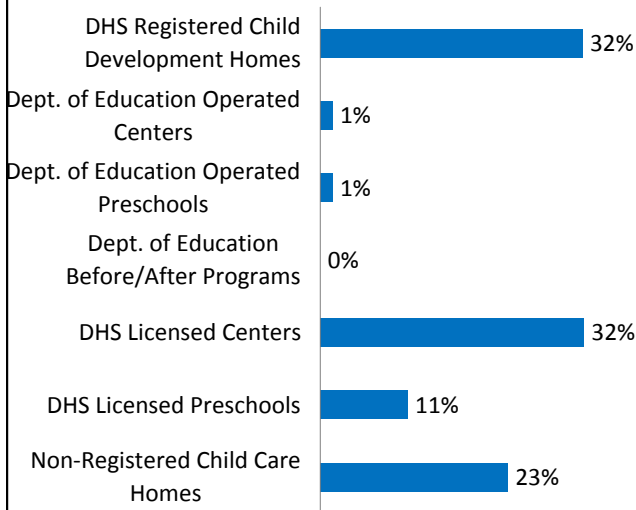


[www.iowaccrr.org](http://www.iowaccrr.org)  
1-877-216-8481

Families with all parents working & children under age 6	74%
Median Family Income	\$ 45,089
Average weekly income (Annual/52)	\$ 867

*Data source: State Library of Iowa, www.iowadatatcenter.org.*

## Percent of Program Spaces



CCR&R may not have all DOE programs listed since they are not regulated by DHS.

## 2791 Total # spaces LISTED with CCR&R

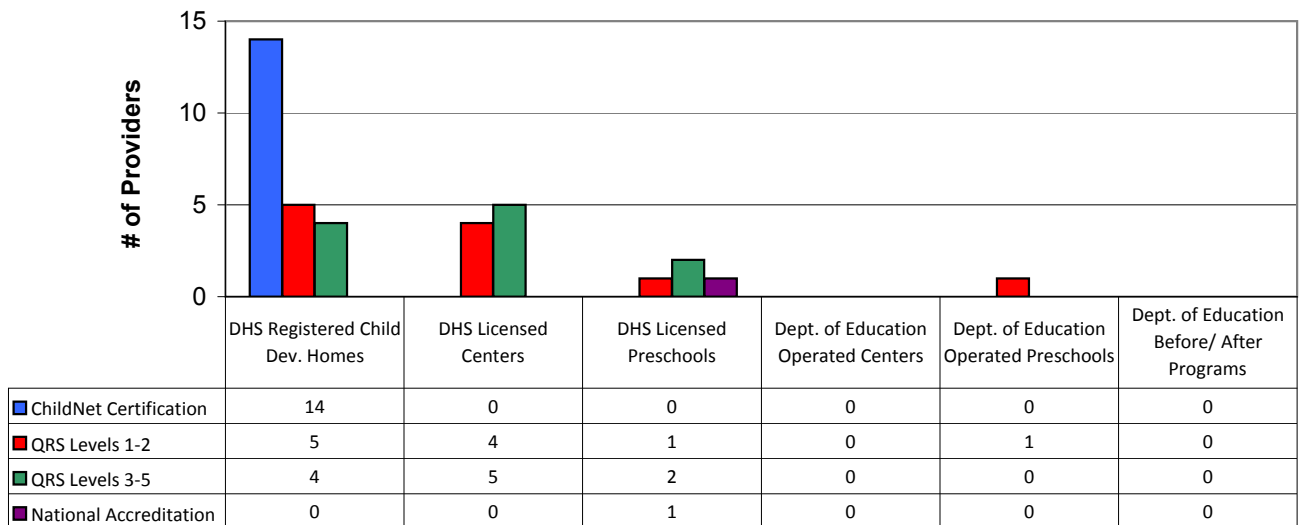
- 888 DHS Registered Child Development Homes
- 40 Dept. of Education Operated Centers
- 40 Dept. of Education Operated Preschools
- 0 Dept. of Education Before/After Programs
- 893 DHS Licensed Centers
- 295 DHS Licensed Preschools
- 635 Non-Registered Child Care Homes

## 232 Total Child Care Programs LISTED with CCR&R

- 80 DHS Registered Child Development Homes
- 1 Dept. of Education Operated Centers
- 2 Dept. of Education Operated Preschools
- 0 Dept. of Education Before/After Programs
- 14 DHS Licensed Centers
- 8 DHS Licensed Preschools
- 127 Non-Registered Child Care Homes

*\*School District Dept of Education programs are not licensed by DHS but meet Standards for Child Care adopted by the State Board of Education.*

## Quality Programs for Providers



*\* Programs may choose to participate in more than one quality measure. The number of QRS Providers changes monthly.*

*Go to <http://www.dhs.state.ia.us/iqrs/> for up-to-date information.*

*\*\*Centers, Preschools and Before/After school programs do not qualify for ChildNet Certification.*

**For a family earning the median income of \$45,089 with an infant in child care they would pay:**

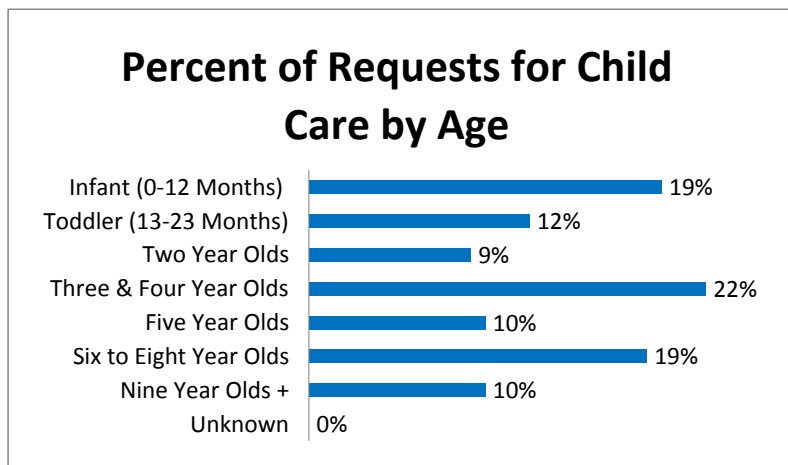
- 16 % of their income before taxes, if their child was in a center
- 14% of their income before taxes, if their child was in a child care home

Data source: State Library of Iowa, [www.iowadatatcenter.org](http://www.iowadatatcenter.org).

**Out of 232 child care programs, 217 programs report they accept DHS Child Care Assistance funded children.**

Child Care Rates Per week	Infant (0-12 Months)	Toddler (13-23 months)	Two Year Olds	Three Year Olds	Four & Five Year Olds	Before & After School	Full Time School-age
DHS Registered Child Development Homes	\$ 117.10	\$ 116.60	\$ 111.55	\$ 110.95	\$ 108.35	\$ 53.80	\$ 104.80
DHS Licensed Centers	\$ 138.00	\$ 136.67	\$ 135.58	\$ 121.75	\$ 121.75	\$ 56.00	\$ 118.88

\* Note provider may charge by the month, week, day or hour.



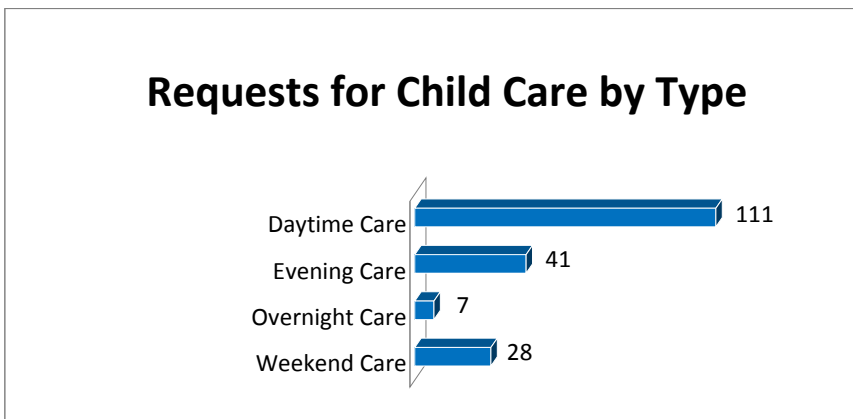
### Range of Preschool Tuition Rates per month by Age

	Lowest	Highest
Three Yr Olds	\$70.00	\$160.00
Four Yr Olds +	\$65.00	\$267.00

\*Preschool classes range from 1-5 days a week.

\*Free preschool programs are not included in the rate ranges above.

**CCR&R referred 70 families with 124 children to child care providers.**



\*Families may request more than one type of care for their child(ren).

Requests for Child Care data is from July 1 - December 31, 2009

Data provided by Child Care Resource & Referral using NACCRRAware as of January 1, 2010 unless otherwise noted.