

# Hardin County - January 2010

Total County Population	17,314
Children ages 0 through 5	1,204
Children ages 6 through 9	788
Children ages 10 through 12	580

Data source: Woods & Poole Population Estimates as of Dec 31, 2009.

Families with all parents working & children under age 6	72%
Median Family Income	\$ 41,891
Average weekly income (Annual/52)	\$ 806

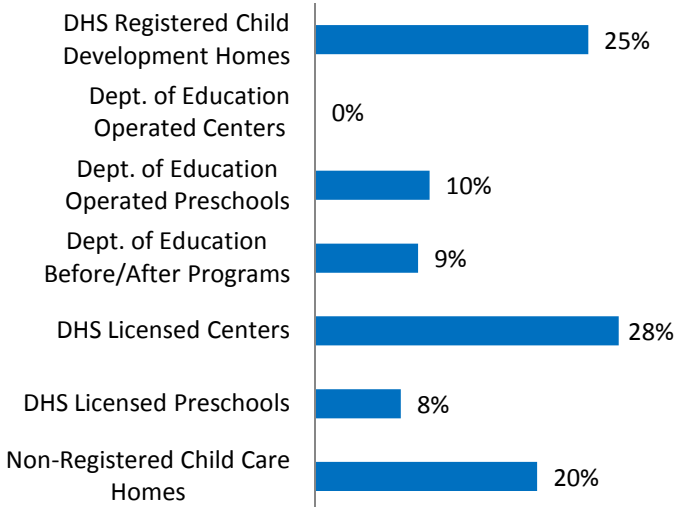
Data source: State Library of Iowa, www.iowadatatcenter.org.



www.iowaccrr.org

1-877-216-8481

## Percent of Program Spaces



CCR&R may not have all DOE programs listed since they are not regulated by DHS.

## 1339 Total # spaces LISTED with CCR&R

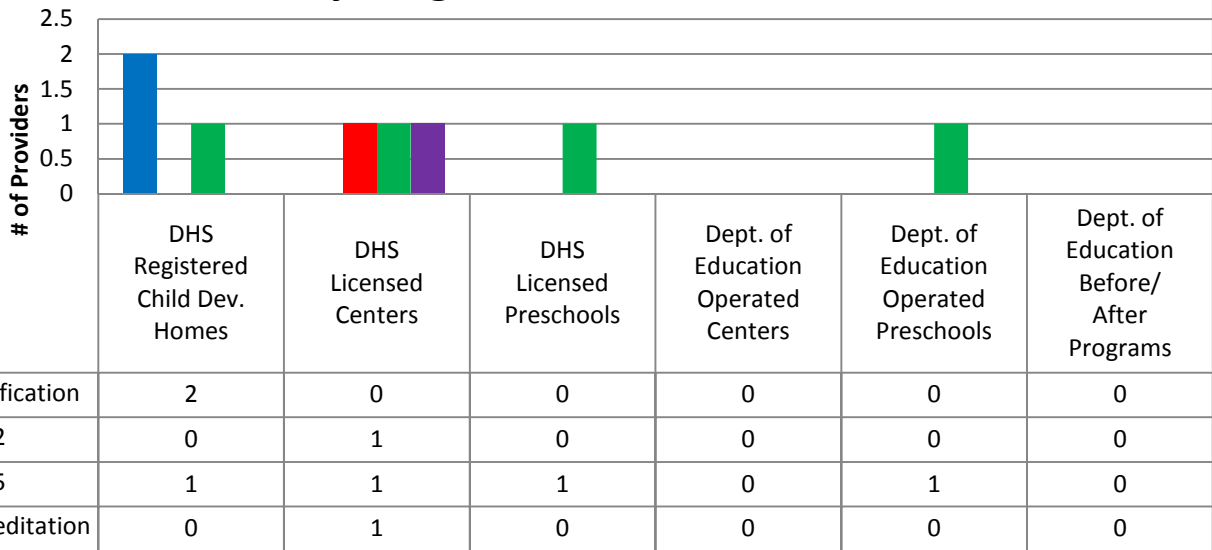
- 332 DHS Registered Child Development Homes
  - 0 Dept. of Education Operated Centers
- 139 Dept. of Education Operated Preschools
- 125 Dept. of Education Before/After Programs
- 369 DHS Licensed Centers
- 104 DHS Licensed Preschools
- 270 Non-Registered Child Care Homes

## Total Child Care Programs LISTED with 99 CCR&R

- 28 DHS Registered Child Development Homes
  - 0 Dept. of Education Operated Centers
- 5 Dept. of Education Operated Preschools
- 3 Dept. of Education Before/After Programs
- 5 DHS Licensed Centers
- 4 DHS Licensed Preschools
- 54 Non-Registered Child Care Homes

\*School District Dept of Education programs are not licensed by DHS but meet Standards for Child Care adopted by the State Board of Education.

## Quality Programs for Providers



\* Programs may choose to participate in more than one quality measure. The number of QRS Providers changes monthly.

Go to <http://www.dhs.state.ia.us/iqrs/> for up-to-date information.

\*\*Centers, Preschools and Before/After school programs do not qualify for ChildNet Certification.

**For a family earning the median income of \$41,891 with an infant in child care they would pay:**

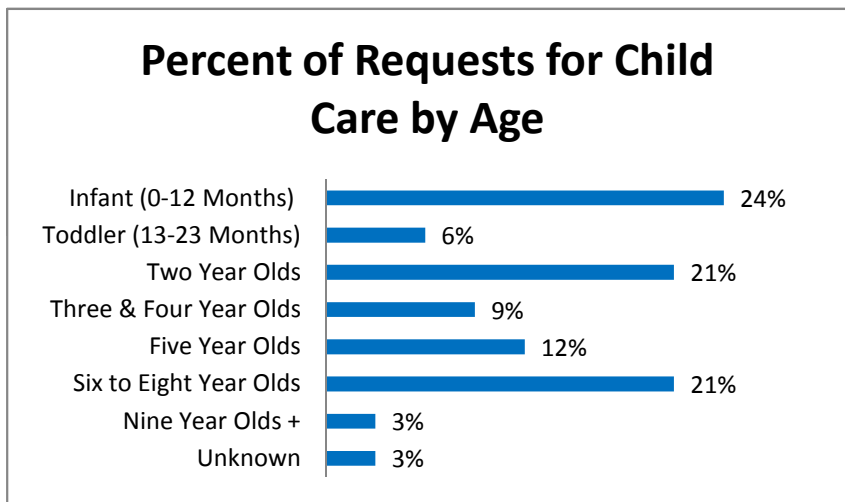
- 12% of their income before taxes, if their child was in a center
- 17% of their income before taxes, if their child was in a child care home

Data source: State Library of Iowa, www.iowadatatcenter.org.

**Out of 99 child care programs, 76 programs report they accept DHS Child Care Assistance funded children.**

Child Care Rates Per week	Infant (0-12 Months)	Toddler (13-23 months)	Two Year Olds	Three Year Olds	Four & Five Year Olds	Before & After School	Full Time School-age
DHS Registered Child Development Homes	\$ 117.50	\$ 117.50	\$ 117.50	\$ 117.50	\$ 117.50	\$ 30.00	\$ 117.50
DHS Licensed Centers	\$ 140.40	\$ 132.75	\$ 118.80	\$ 118.80	\$ 118.80	\$ 50.00	\$ 104.85

\* Note provider may charge by the month, week, day or hour.

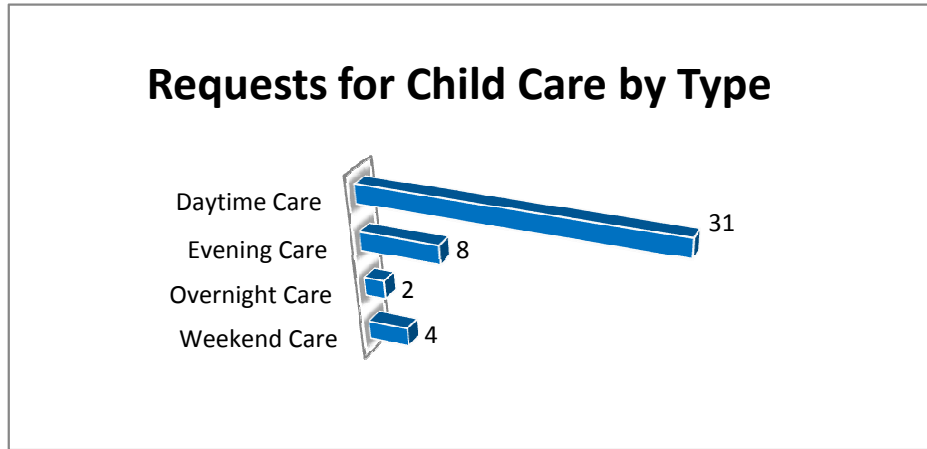


### Range of Preschool Tuition Rates per month by Age

	Lowest	Highest
Three Yr Olds	\$55.00	\$150.00
Four Yr Olds +	\$69.00	\$150.00

\*Preschool classes range from 1-5 days a week.  
\* Free preschool programs are not included in the rate ranges above.

**CCR&R referred 20 families with 33 children to child care providers.**



\*Families may request more than one type of care for their child(ren).  
Requests for Child Care data is from July 1 - December 31, 2009

Data provided by Child Care Resource & Referral using NACCRRAware as of January 1, 2010 unless otherwise noted.