

# Jasper County - January 2010

Total County Population	36,608
Children ages 0 through 5	2,559
Children ages 6 through 9	1,795
Children ages 10 through 12	1,320

Data source: Woods & Poole Population Estimates as of Dec 31, 2009.

Families with all parents working & children under age 6	77%
Median Family Income	\$ 50,071
Average weekly income (Annual/52)	\$ 963

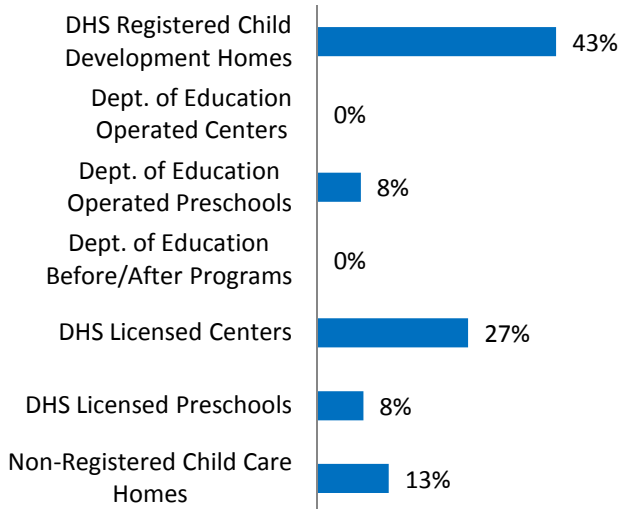
Data source: State Library of Iowa, www.iowadatatcenter.org.



www.iowaccrr.org

1-877-216-8481

## Percent of Program Spaces



CCR&R may not have all DOE programs listed since they are not regulated by DHS.

## 2083 Total # spaces LISTED with CCR&R

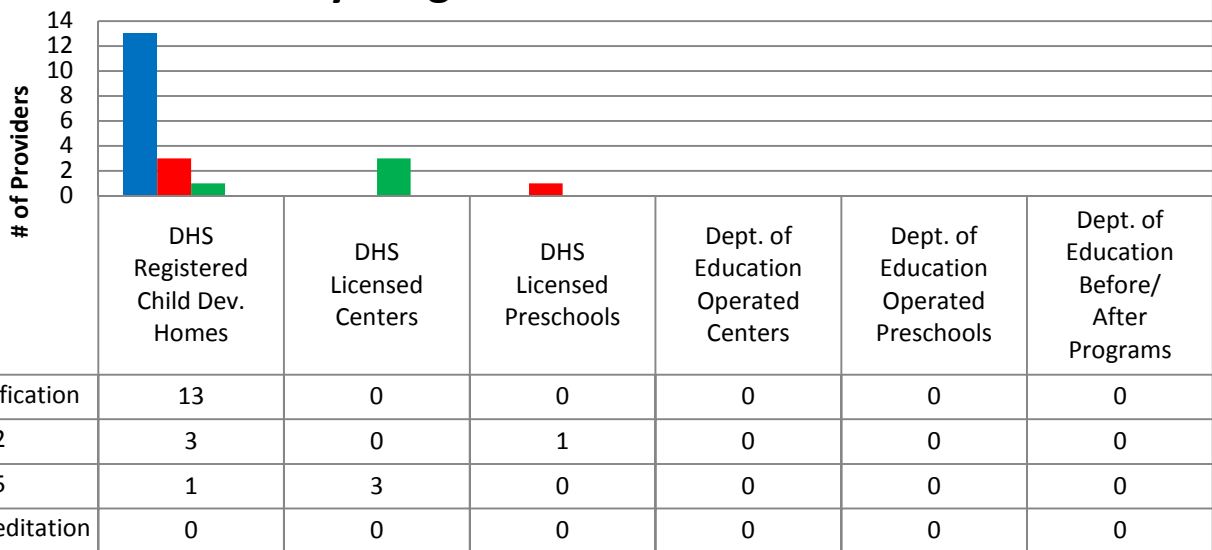
- 904 DHS Registered Child Development Homes
  - 0 Dept. of Education Operated Centers
- 164 Dept. of Education Operated Preschools
  - 0 Dept. of Education Before/After Programs
- 571 DHS Licensed Centers
- 174 DHS Licensed Preschools
- 270 Non-Registered Child Care Homes

## Total Child Care Programs LISTED with 163 CCR&R

- 88 DHS Registered Child Development Homes
  - 0 Dept. of Education Operated Centers
- 5 Dept. of Education Operated Preschools
- 0 Dept. of Education Before/After Programs
- 9 DHS Licensed Centers
- 7 DHS Licensed Preschools
- 54 Non-Registered Child Care Homes

\*School District Dept of Education programs are not licensed by DHS but meet Standards for Child Care adopted by the State Board of Education.

## Quality Programs for Providers



\* Programs may choose to participate in more than one quality measure. The number of QRS Providers changes monthly.

Go to <http://www.dhs.state.ia.us/iqrs/> for up-to-date information.

\*\*Centers, Preschools and Before/After school programs do not qualify for ChildNet Certification.

**For a family earning the median income of \$50,071 with an infant in child care they would pay:**

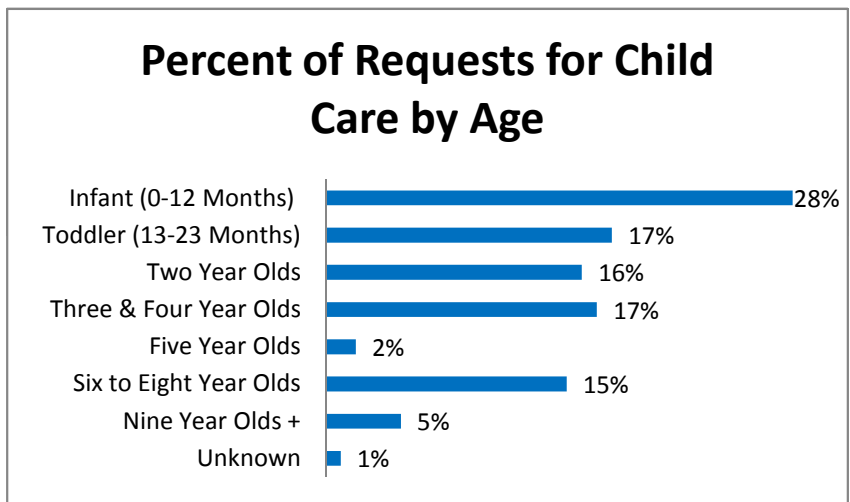
- 16% of their income before taxes, if their child was in a center
- 12% of their income before taxes, if their child was in a child care home

Data source: State Library of Iowa, www.iowadatatcenter.org.

**Out of 163 child care programs, 127 programs report they accept DHS Child Care Assistance funded children.**

Child Care Rates Per week	Infant (0-12 Months)	Toddler (13-23 months)	Two Year Olds	Three Year Olds	Four & Five Year Olds	Before & After School	Full Time School-age
DHS Registered Child Development Homes	\$ 116.63	\$ 114.07	\$ 109.35	\$ 107.68	\$ 106.57	\$ 52.56	\$ 99.12
DHS Licensed Centers	\$ 152.17	\$ 152.17	\$ 134.00	\$ 124.00	\$ 115.57	\$ 70.62	\$ 112.12

\* Note provider may charge by the month, week, day or hour.

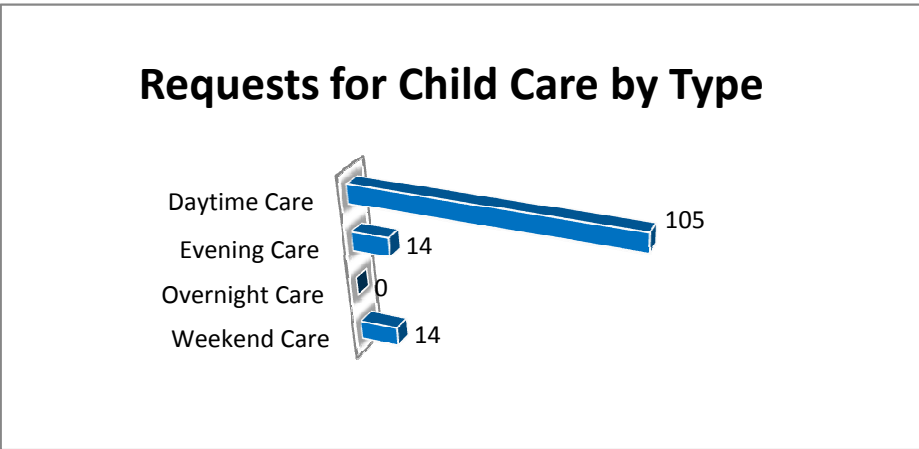


### Range of Preschool Tuition Rates per month by Age

	Lowest	Highest
Three Yr Olds	\$27.00	\$110.00
Four Yr Olds +	\$45.00	\$120.00

\*Preschool classes range from 1-5 days a week.  
\*Free preschool programs are not included in the rate ranges above.

**CCR&R referred 60 families with 109 children to child care providers.**



\*Families may request more than one type of care for their child(ren).  
Requests for Child Care data is from July 1 - December 31, 2009

Data provided by Child Care Resource & Referral using NACCRRAware as of January 1, 2010 unless otherwise noted.