

# Keokuk County - January 2010

|                             |        |
|-----------------------------|--------|
| Total County Population     | 10,652 |
| Children ages 0 through 5   | 783    |
| Children ages 6 through 9   | 512    |
| Children ages 10 through 12 | 389    |

Data source: Woods & Poole Population Estimates as of Dec 31, 2009.

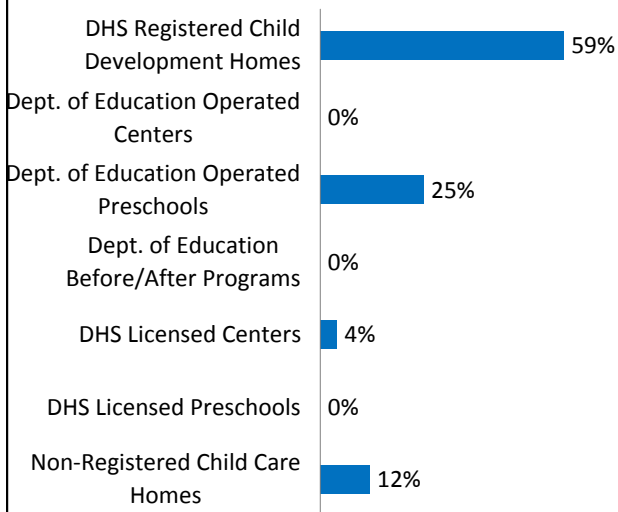


[www.iowaccrr.org](http://www.iowaccrr.org)  
1-877-216-8481

|  |           |
|--|-----------|
| Families with all parents working & children under age 6 | 65%       |
| Median Family Income                                     | \$ 41,818 |
| Average weekly income (Annual/52)                        | \$ 804    |

Data source: State Library of Iowa, [www.iowadatatcenter.org](http://www.iowadatatcenter.org).

## Percent of Program Spaces



CCR&R may not have all DOE programs listed since they are not regulated by DHS.

## 379 Total # spaces LISTED with CCR&R

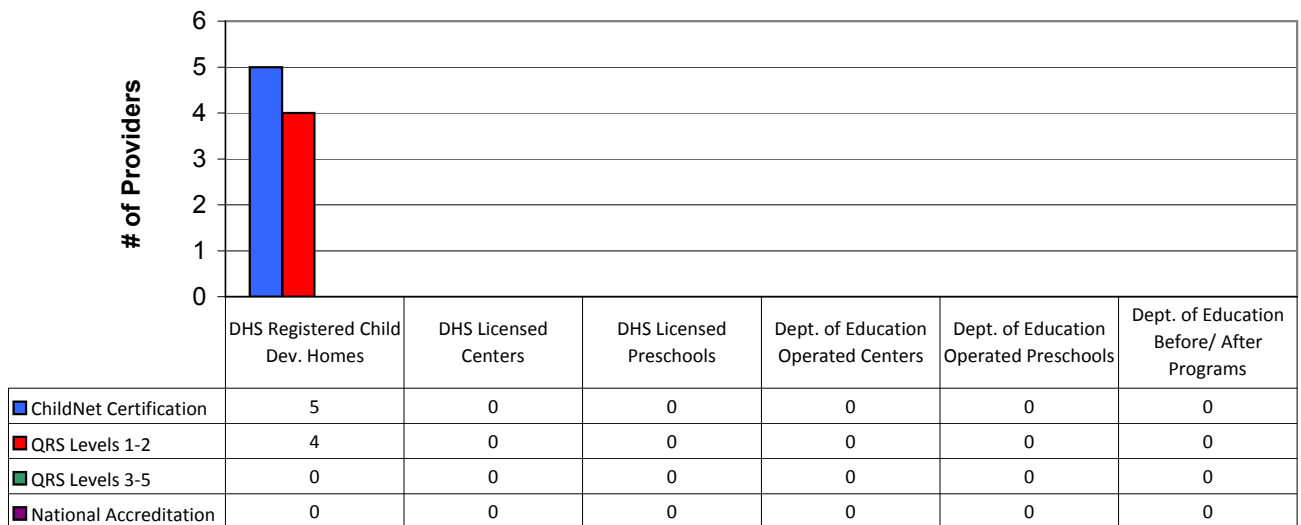
- 224 DHS Registered Child Development Homes
  - 0 Dept. of Education Operated Centers
  - 95 Dept. of Education Operated Preschools
  - 0 Dept. of Education Before/After Programs
  - 15 DHS Licensed Centers
  - 0 DHS Licensed Preschools
- 45 Non-Registered Child Care Homes

## 32 Total Child Care Programs LISTED with CCR&R

- 19 DHS Registered Child Development Homes
  - 0 Dept. of Education Operated Centers
  - 3 Dept. of Education Operated Preschools
  - 0 Dept. of Education Before/After Programs
  - 1 DHS Licensed Centers
  - 0 DHS Licensed Preschools
- 9 Non-Registered Child Care Homes

\*School District Dept of Education programs are not licensed by DHS but meet Standards for Child Care adopted by the State Board of Education.

## Quality Programs for Providers



\* Programs may choose to participate in more than one quality measure. The number of QRS Providers changes monthly.

Go to <http://www.dhs.state.ia.us/iqrs/> for up-to-date information.

\*\*Centers, Preschools and Before/After school programs do not qualify for ChildNet Certification.

**For a family earning the median income of \$41,818 with an infant in child care they would pay:**

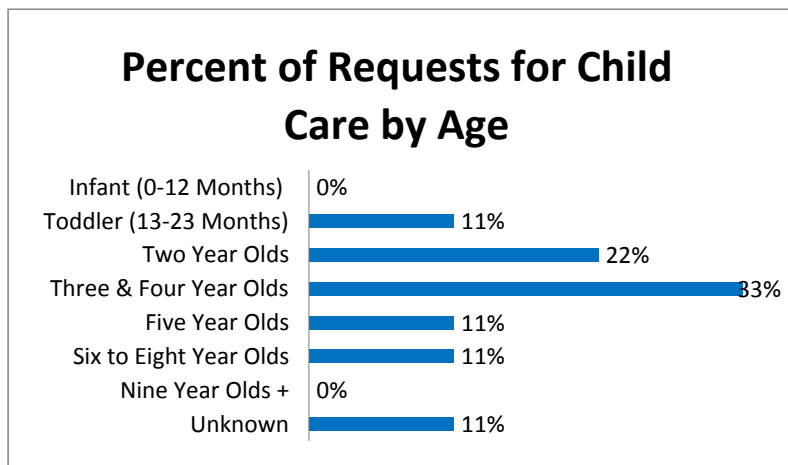
- NA % of their income before taxes, if their child was in a center
- 13% of their income before taxes, if their child was in a child care home

Data source: State Library of Iowa, www.iowadatatcenter.org.

**Out of 32 child care programs, 27 programs report they accept DHS Child Care Assistance funded children.**

| Child Care Rates<br>Per week           | Infant<br>(0-12<br>Months) | Toddler<br>(13-23<br>months) | Two Year<br>Olds | Three Year<br>Olds | Four &<br>Five Year<br>Olds | Before &<br>After<br>School | Full Time School-age |
|--|----------------------------|------------------------------|------------------|--------------------|-----------------------------|-----------------------------|----------------------|
| DHS Registered Child Development Homes | \$ 107.10                  | \$ 207.10                    | \$ 105.75        | \$ 105.75          | \$ 105.75                   | \$ 51.20                    | \$ 104.40            |
| DHS Licensed Centers                   | NA                         | NA                           | NA               | NA                 | NA                          | NA                          | NA                   |

\* Note provider may charge by the month, week, day or hour.



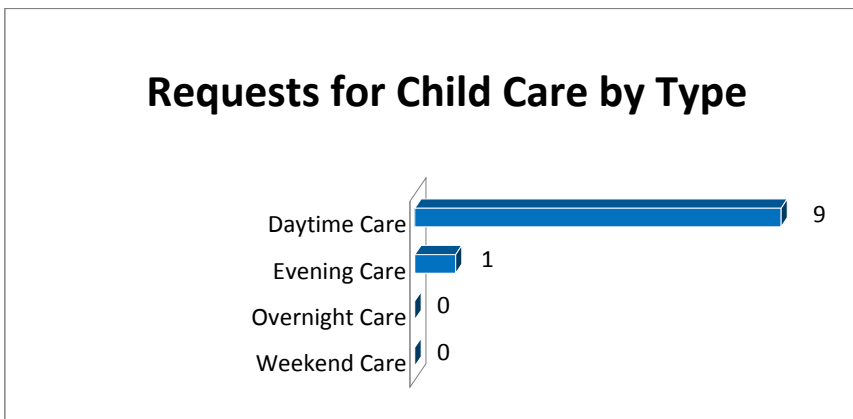
### Range of Preschool Tuition Rates per month by Age

|                | Lowest   | Highest  |
|----------------|----------|----------|
| Three Yr Olds  | \$176.00 | \$176.00 |
| Four Yr Olds + | \$176.00 | \$176.00 |

\*Preschool classes range from 1-5 days a week.

\*Free preschool programs are not included in the rate ranges above.

**CCR&R referred 7 families with 9 children to child care providers.**



\*Families may request more than one type of care for their child(ren).

Requests for Child Care data is from July 1 - December 31, 2009

Data provided by Child Care Resource & Referral using NACCRRAware as of January 1, 2010 unless otherwise noted.