

Louisa County - January 2010

Total County Population	11,740
Children ages 0 through 5	880
Children ages 6 through 9	659
Children ages 10 through 12	492

Data source: Woods & Poole Population Estimates as of Dec 31, 2009.

Families with all parents working & children under age 6	65%
Median Family Income	\$ 43,972
Average weekly income (Annual/52)	\$ 846

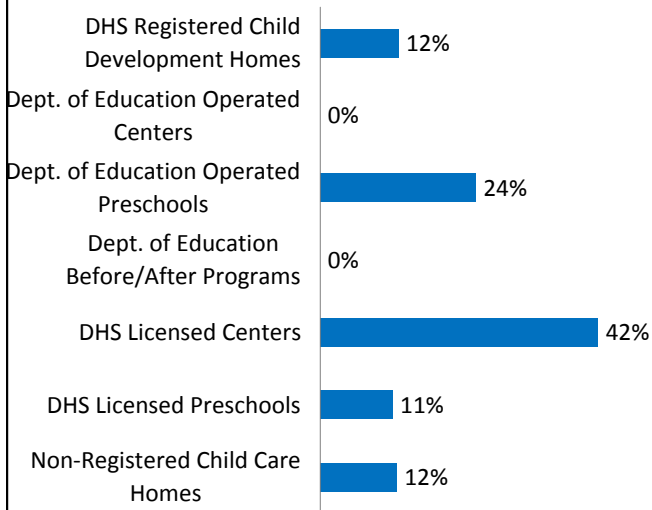
Data source: State Library of Iowa, www.iowadatecenter.org.



www.iowaccrr.org

1-877-216-8481

Percent of Program Spaces



CCR&R may not have all DOE programs listed since they are not regulated by DHS.

475 Total # spaces LISTED with CCR&R

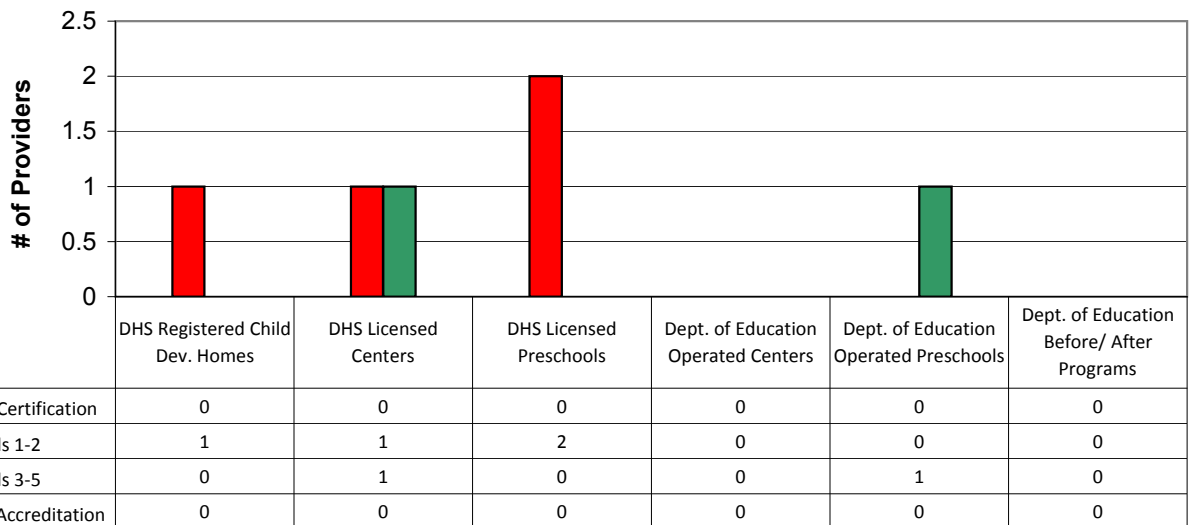
- 56 DHS Registered Child Development Homes
- 0 Dept. of Education Operated Centers
- 112 Dept. of Education Operated Preschools
- 0 Dept. of Education Before/After Programs
- 200 DHS Licensed Centers
- 52 DHS Licensed Preschools
- 55 Non-Registered Child Care Homes

24 Total Child Care Programs LISTED with CCR&R

- 5 DHS Registered Child Development Homes
- 0 Dept. of Education Operated Centers
- 2 Dept. of Education Operated Preschools
- 0 Dept. of Education Before/After Programs
- 4 DHS Licensed Centers
- 2 DHS Licensed Preschools
- 11 Non-Registered Child Care Homes

*School District Dept of Education programs are not licensed by DHS but meet Standards for Child Care adopted by the State Board of Education.

Quality Programs for Providers



* Programs may choose to participate in more than one quality measure. The number of QRS Providers changes monthly.

Go to <http://www.dhs.state.ia.us/iqrs/> for up-to-date information.

**Centers, Preschools and Before/After school programs do not qualify for ChildNet Certification.

For a family earning the median income of \$43,972 with an infant in child care they would pay:

- 15 % of their income before taxes, if their child was in a center
- 13% of their income before taxes, if their child was in a child care home

Data source: State Library of Iowa, www.iowadatatcenter.org.

Out of 24 child care programs, 22 programs report they accept DHS Child Care Assistance funded children.

Child Care Rates Per week	Infant (0-12 Months)	Toddler (13-23 months)	Two Year Olds	Three Year Olds	Four & Five Year Olds	Before & After School	Full Time School-age
DHS Registered Child Development Homes	\$ 111.65	\$ 111.65	\$ 105.85	\$ 102.50	\$ 100.85	\$ 40.00	\$ 93.35
DHS Licensed Centers	\$ 127.50	\$ 127.50	\$ 121.75	\$ 121.75	\$ 121.75	\$ 53.60	\$ 121.75

* Note provider may charge by the month, week, day or hour.

Percent of Requests for Child Care by Age

Infant (0-12 Months)	0%
Toddler (13-23 Months)	0%
Two Year Olds	0%
Three & Four Year Olds	0%
Five Year Olds	0%
Six to Eight Year Olds	0%
Nine Year Olds +	0%
Unknown	0%

Range of Preschool Tuition Rates per month by Age

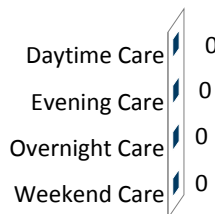
	Lowest	Highest
Three Yr Olds	NA	NA
Four Yr Olds +	\$75.00	\$415.00

*Preschool classes range from 1-5 days a week.

*Free preschool programs are not included in the rate ranges above.

CCR&R referred 0 families with 0 children to child care providers.

Requests for Child Care by Type



*Families may request more than one type of care for their child(ren).

Requests for Child Care data is from July 1 - December 31, 2009

Data provided by Child Care Resource & Referral using NACCRRAware as of January 1, 2010 unless otherwise noted.