

Mahaska County - January 2010

Total County Population	22,322
Children ages 0 through 5	1,785
Children ages 6 through 9	1,101
Children ages 10 through 12	877

Data source: Woods & Poole Population Estimates as of Dec 31, 2009.

Families with all parents working & children under age 6	61%
Median Family Income	\$ 43,557
Average weekly income (Annual/52)	\$ 838

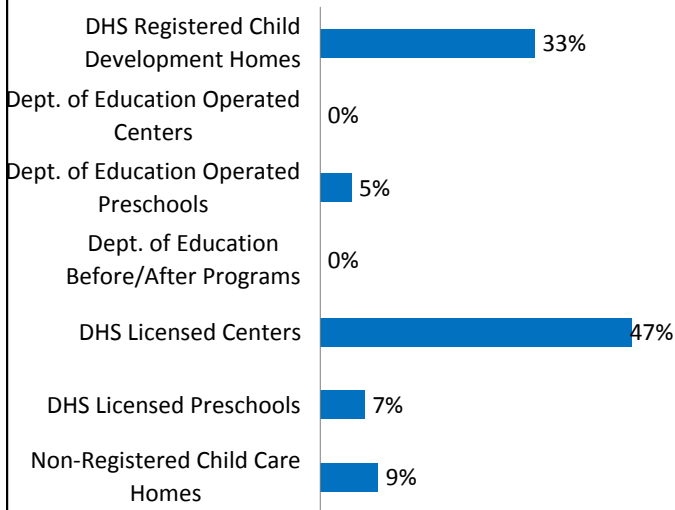
Data source: State Library of Iowa, www.iowadatatcenter.org.



www.iowaccrr.org

1-877-216-8481

Percent of Program Spaces



CCR&R may not have all DOE programs listed since they are not regulated by DHS.

1427 Total # spaces LISTED with CCR&R

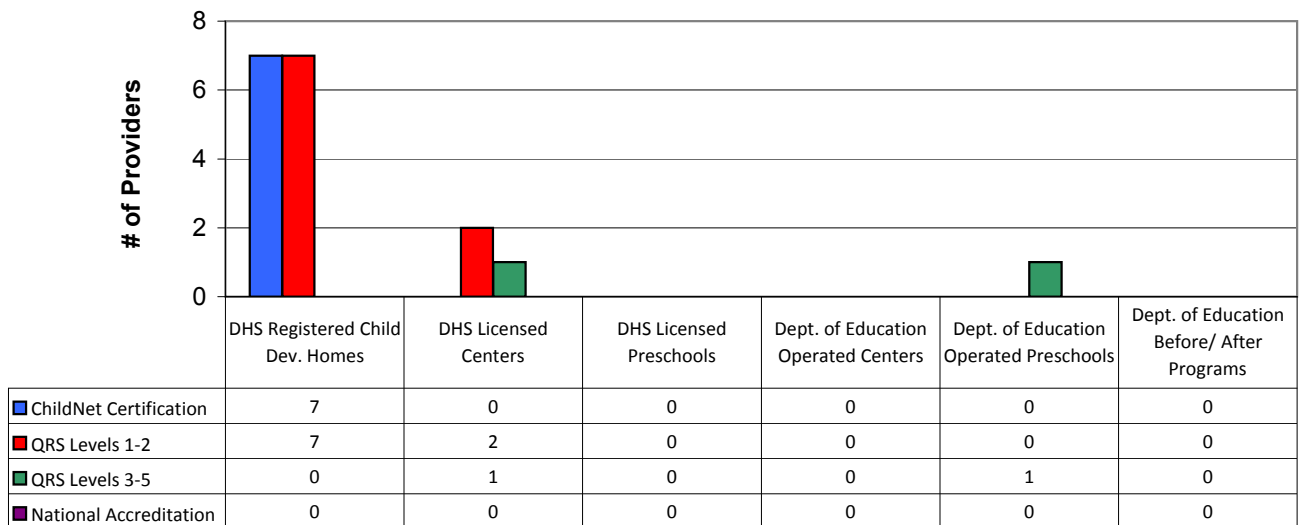
- 464 DHS Registered Child Development Homes
 - 0 Dept. of Education Operated Centers
 - 67 Dept. of Education Operated Preschools
 - 0 Dept. of Education Before/After Programs
- 675 DHS Licensed Centers
- 96 DHS Licensed Preschools
- 125 Non-Registered Child Care Homes

81 Total Child Care Programs LISTED with CCR&R

- 42 DHS Registered Child Development Homes
 - 0 Dept. of Education Operated Centers
 - 3 Dept. of Education Operated Preschools
 - 0 Dept. of Education Before/After Programs
- 8 DHS Licensed Centers
- 3 DHS Licensed Preschools
- 25 Non-Registered Child Care Homes

*School District Dept of Education programs are not licensed by DHS but meet Standards for Child Care adopted by the State Board of Education.

Quality Programs for Providers



* Programs may choose to participate in more than one quality measure. The number of QRS Providers changes monthly.

Go to <http://www.dhs.state.ia.us/iqrs/> for up-to-date information.

**Centers, Preschools and Before/After school programs do not qualify for ChildNet Certification.

For a family earning the median income of \$43,557 with an infant in child care they would pay:

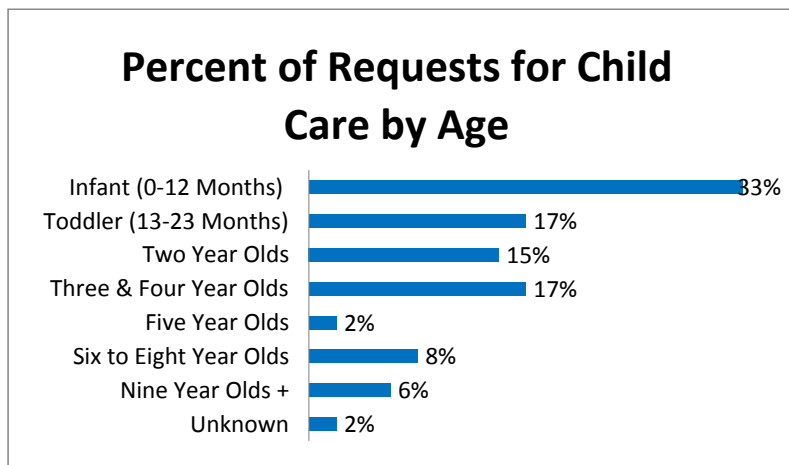
- 18 % of their income before taxes, if their child was in a center
- 13% of their income before taxes, if their child was in a child care home

Data source: State Library of Iowa, www.iowadatatcenter.org.

Out of 81 child care programs, 69 programs report they accept DHS Child Care Assistance funded children.

Child Care Rates Per week	Infant (0-12 Months)	Toddler (13-23 months)	Two Year Olds	Three Year Olds	Four & Five Year Olds	Before & After School	Full Time School-age
DHS Registered Child Development Homes	\$ 106.20	\$ 104.40	\$ 103.05	\$ 103.05	\$ 103.05	\$ 47.40	\$ 103.05
DHS Licensed Centers	\$ 150.83	\$ 146.00	\$ 143.75	\$ 132.00	\$ 132.00	\$ 57.20	\$ 115.00

* Note provider may charge by the month, week, day or hour.



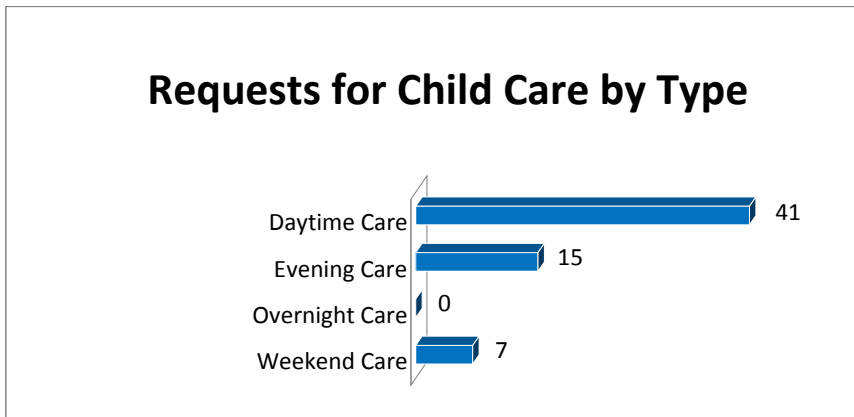
Range of Preschool Tuition Rates per month by Age

	Lowest	Highest
Three Yr Olds	\$45.00	\$95.00
Four Yr Olds +	\$60.00	\$115.00

*Preschool classes range from 1-5 days a week.

*Free preschool programs are not included in the rate ranges above.

CCR&R referred 31 families with 48 children to child care providers.



*Families may request more than one type of care for their child(ren).

Requests for Child Care data is from July 1 - December 31, 2009

Data provided by Child Care Resource & Referral using NACCRRAware as of January 1, 2010 unless otherwise noted.