

# O'Brien County - January 2010

Total County Population	13,919
Children ages 0 through 5	1,035
Children ages 6 through 9	607
Children ages 10 through 12	501

Data source: Woods & Poole Population Estimates as of Dec 31, 2009.

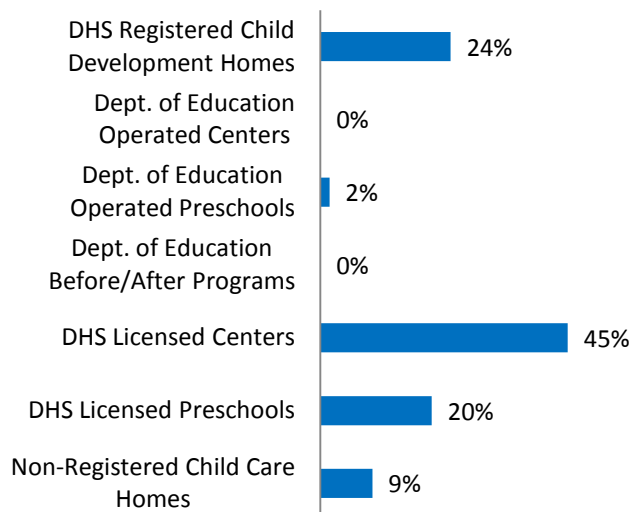
Families with all parents working & children under age 6	71%
Median Family Income	\$ 42,959
Average weekly income (Annual/52)	\$ 826

Data source: State Library of Iowa, www.iowadatecenter.org.



**www.iowaccrr.org**  
**1-877-216-8481**

## Percent of Program Spaces



CCR&R may not have all DOE programs listed since they are not regulated by DHS.

## 845 Total # spaces LISTED with CCR&R

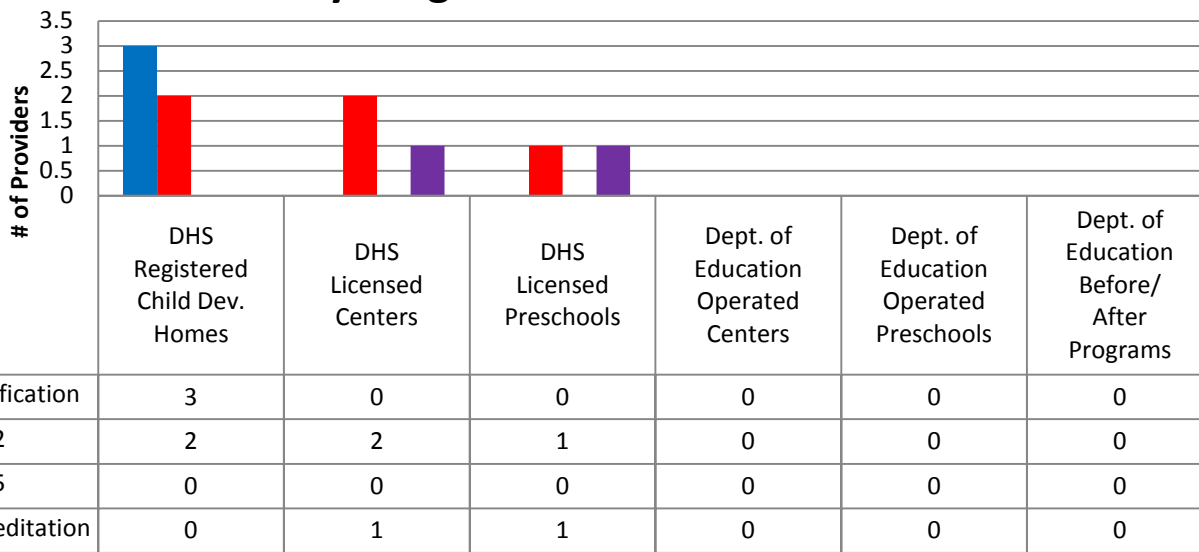
- 200 DHS Registered Child Development Homes
  - 0 Dept. of Education Operated Centers
  - 14 Dept. of Education Operated Preschools
  - 0 Dept. of Education Before/After Programs
- 380 DHS Licensed Centers
- 171 DHS Licensed Preschools
- 80 Non-Registered Child Care Homes

## 49 Total Child Care Programs LISTED with CCR&R

- 18 DHS Registered Child Development Homes
  - 0 Dept. of Education Operated Centers
  - 2 Dept. of Education Operated Preschools
  - 0 Dept. of Education Before/After Programs
- 6 DHS Licensed Centers
- 7 DHS Licensed Preschools
- 16 Non-Registered Child Care Homes

\*School District Dept of Education programs are not licensed by DHS but meet Standards for Child Care adopted by the State Board of Education.

## Quality Programs for Providers



\* Programs may choose to participate in more than one quality measure. The number of QRS Providers changes monthly.

Go to <http://www.dhs.state.ia.us/iqrs/> for up-to-date information.

\*\*Centers, Preschools and Before/After school programs do not qualify for ChildNet Certification.

**For a family earning the median income of \$42,959 with an infant in child care they would pay:**

- 15% of their income before taxes, if their child was in a center
- 12% of their income before taxes, if their child was in a child care home

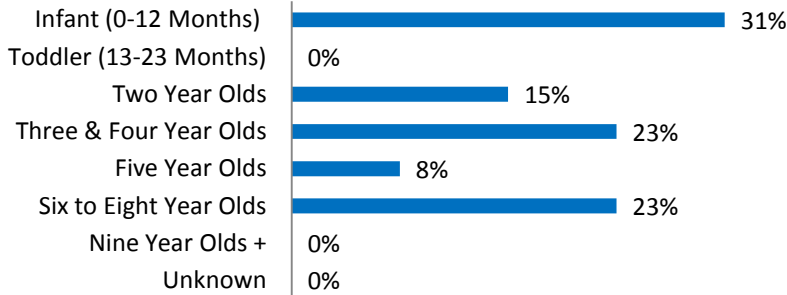
Data source: State Library of Iowa, [www.iowadatacenter.org](http://www.iowadatacenter.org).

**Out of 49 child care programs, 38 programs report they accept DHS Child Care Assistance funded children.**

Child Care Rates Per week	Infant (0-12 Months)	Toddler (13-23 months)	Two Year Olds	Three Year Olds	Four & Five Year Olds	Before & After School	Full Time School-age
DHS Registered Child Development Homes	\$ 98.10	\$ 98.10	\$ 98.10	\$ 98.10	\$ 98.10	\$ 44.20	\$ 98.10
DHS Licensed Centers	\$ 120.60	\$ 120.60	\$ 114.75	\$ 114.75	\$ 114.75	\$ 51.00	\$ 114.75

\* Note provider may charge by the month, week, day or hour.

### Percent of Requests for Child Care by Age



### Range of Preschool Tuition Rates per month by Age

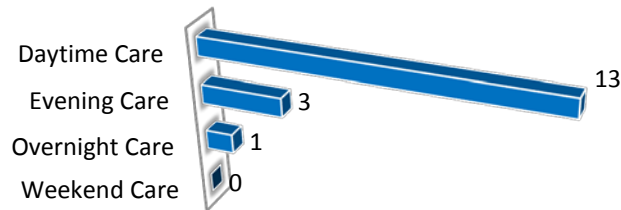
	Lowest	Highest
Three Yr Olds	\$55.00	\$75.00
Four Yr Olds +	\$65.00	\$75.00

\*Preschool classes range from 1-5 days a week.

\*Free preschool programs are not included in the rate ranges above.

**CCR&R referred 7 families with 13 children to child care providers.**

### Requests for Child Care by Type



\*Families may request more than one type of care for their child(ren).

Requests for Child Care data is from July 1 - December 31, 2009

Data provided by Child Care Resource & Referral using NACCRRAware as of January 1, 2010 unless otherwise noted.