

Polk County - January 2010

Total County Population	429,582
Children ages 0 through 5	41,705
Children ages 6 through 9	25,833
Children ages 10 through 12	17,901

Data source: Woods & Poole Population Estimates as of Dec 31, 2009.

Families with all parents working & children under age 6	69%
Median Family Income	\$ 56,560
Average weekly income (Annual/52)	\$ 1,088

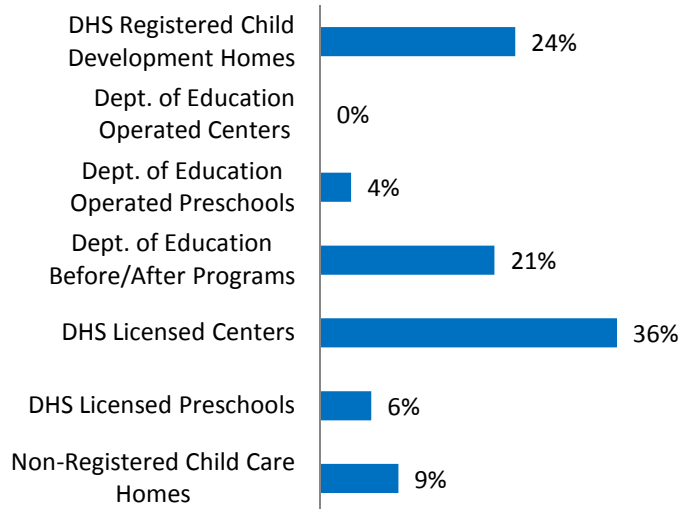
Data source: State Library of Iowa, www.iowadatatcenter.org.



www.iowaccrr.org

1-877-216-8481

Percent of Program Spaces



CCR&R may not have all DOE programs listed since they are not regulated by DHS.

38012 Total # spaces LISTED with CCR&R

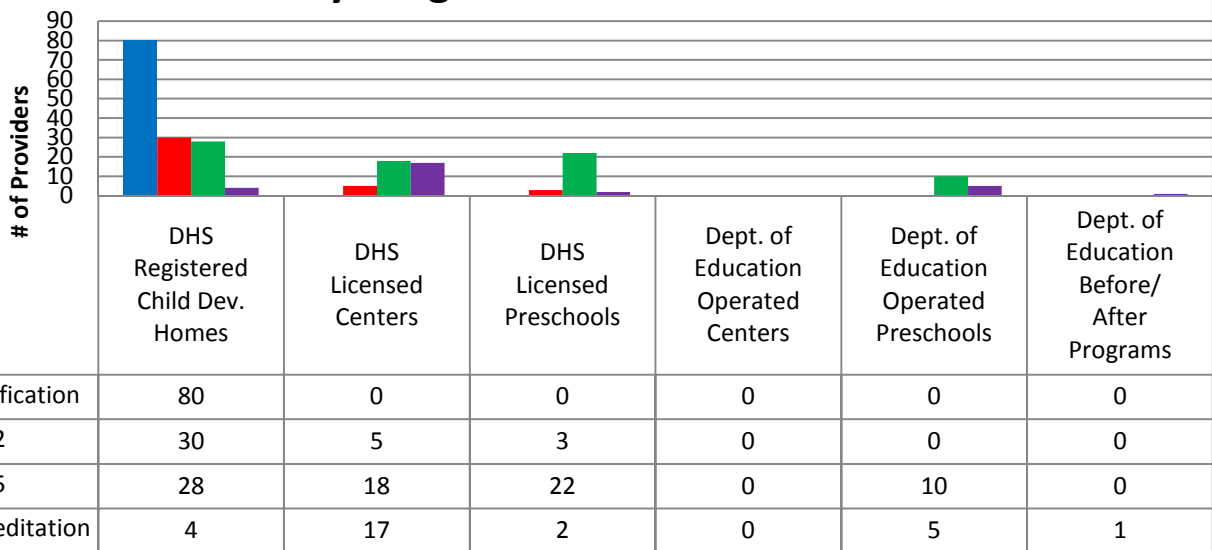
- 8969 DHS Registered Child Development Homes
- 18 Dept. of Education Operated Centers
- 1412 Dept. of Education Operated Preschools
- 8021 Dept. of Education Before/After Programs
- 13658 DHS Licensed Centers
- 2344 DHS Licensed Preschools
- 3590 Non-Registered Child Care Homes

Total Child Care Programs LISTED with 1,936 CCR&R

- 905 DHS Registered Child Development Homes
- 1 Dept. of Education Operated Centers
- 55 Dept. of Education Operated Preschools
- 68 Dept. of Education Before/After Programs
- 127 DHS Licensed Centers
- 62 DHS Licensed Preschools
- 718 Non-Registered Child Care Homes

*School District Dept of Education programs are not licensed by DHS but meet Standards for Child Care adopted by the State Board of Education.

Quality Programs for Providers



* Programs may choose to participate in more than one quality measure. The number of QRS Providers changes monthly.

Go to <http://www.dhs.state.ia.us/iqrs/> for up-to-date information.

**Centers, Preschools and Before/After school programs do not qualify for ChildNet Certification.

For a family earning the median income of \$56,560 with an infant in child care they would pay:

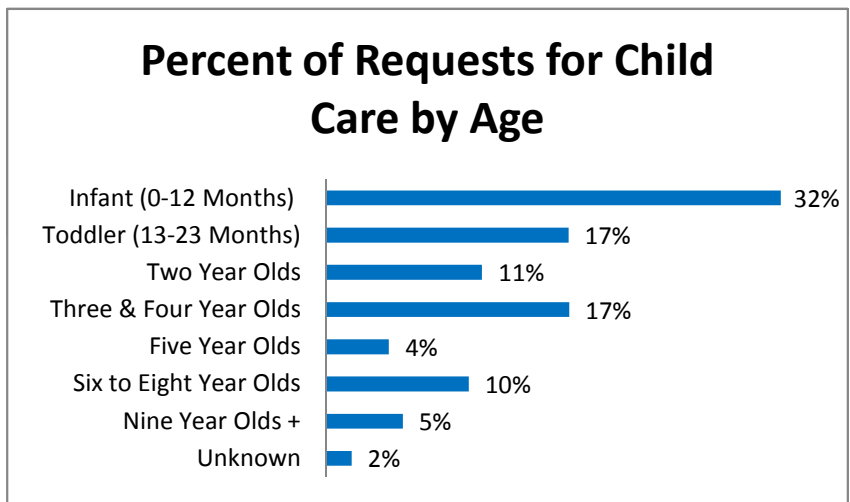
- 17% of their income before taxes, if their child was in a center
- 12% of their income before taxes, if their child was in a child care home

Data source: State Library of Iowa, www.iowadatacenter.org.

Out of 1943 child care programs, 1274 programs report they accept DHS Child Care Assistance funded children.

Child Care Rates Per week	Infant (0-12 Months)	Toddler (13-23 months)	Two Year Olds	Three Year Olds	Four & Five Year Olds	Before & After School	Full Time School-age
DHS Registered Child Development Homes	\$ 132.83	\$ 131.57	\$ 127.92	\$ 125.60	\$ 123.87	\$ 60.94	\$ 108.88
DHS Licensed Centers	\$ 183.70	\$ 180.83	\$ 162.12	\$ 151.31	\$ 143.09	\$ 77.16	\$ 121.81

* Note provider may charge by the month, week, day or hour.

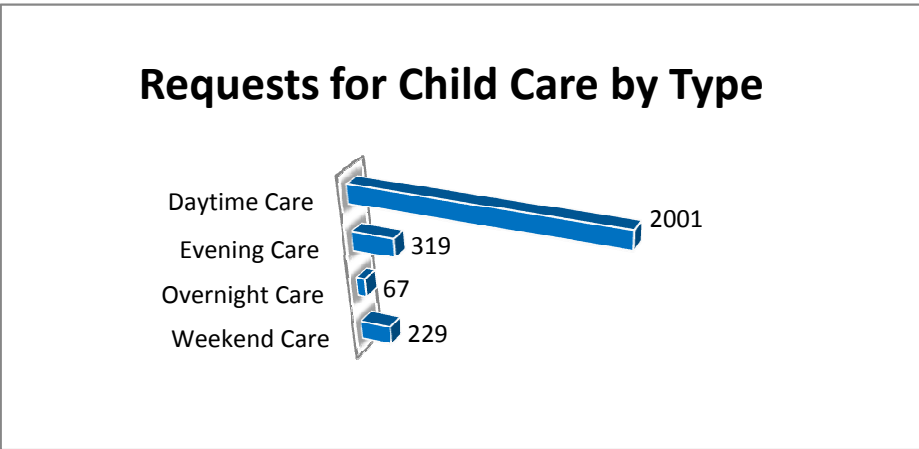


Range of Preschool Tuition Rates per month by Age

	Lowest	Highest
Three Yr Olds	\$72.00	\$783.00
Four Yr Olds +	\$78.00	\$1,032.00

*Preschool classes range from 1-5 days a week.
*Free preschool programs are not included in the rate ranges above.

CCR&R referred 1149 families with 2115 children to child care providers.



*Families may request more than one type of care for their child(ren).
Requests for Child Care data is from July 1 - December 31, 2009

Data provided by Child Care Resource & Referral using NACCRRAware as of January 1, 2010 unless otherwise noted.