

# Pottawattamie County - January 2010

Total County Population	89,642
Children ages 0 through 5	7,455
Children ages 6 through 9	4,898
Children ages 10 through 12	3,538

Data source: Woods & Poole Population Estimates as of Dec 31, 2009.

Families with all parents working & children under age 6 69%

Median Family Income \$ 47,105

Average weekly income (Annual/52) \$ 906

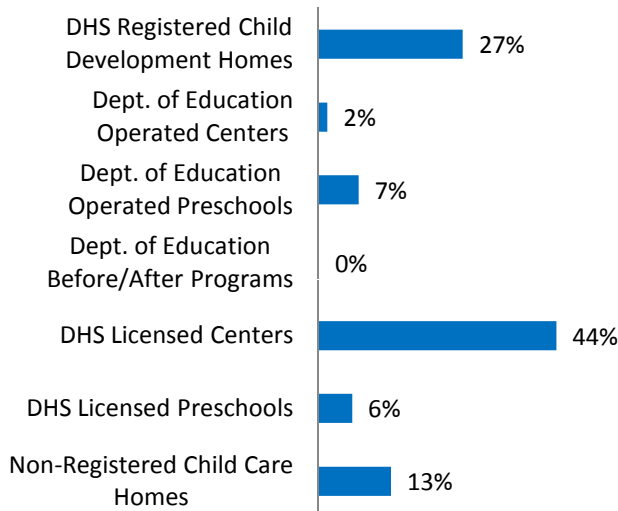
Data source: State Library of Iowa, www.iowadatecenter.org.



www.iowaccrr.org

1-877-216-8481

## Percent of Program Spaces



CCR&R may not have all DOE programs listed since they are not regulated by DHS.

## 5981 Total # spaces LISTED with CCR&R

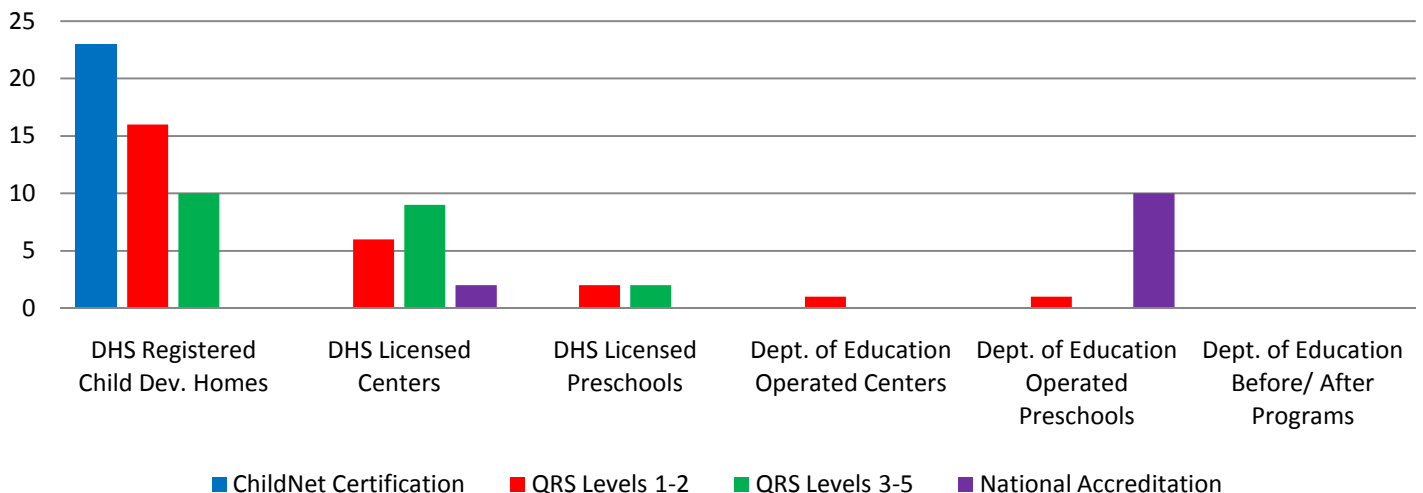
- 1604 DHS Registered Child Development Homes
- 100 Dept. of Education Operated Centers
- 448 Dept. of Education Operated Preschools
- 5 Dept. of Education Before/After Programs
- 2644 DHS Licensed Centers
- 375 DHS Licensed Preschools
- 805 Non-Registered Child Care Homes

## 371 Total Child Care Programs LISTED with CCR&R

- 142 DHS Registered Child Development Homes
- 3 Dept. of Education Operated Centers
- 21 Dept. of Education Operated Preschools
- 1 Dept. of Education Before/After Programs
- 35 DHS Licensed Centers
- 8 DHS Licensed Preschools
- 161 Non-Registered Child Care Homes

\*School District Dept of Education programs are not licensed by DHS but meet Standards for Child Care adopted by the State Board of Education.

## Quality Programs for Providers



\* Programs may choose to participate in more than one quality measure. The number of QRS Providers changes monthly.

Go to <http://www.dhs.state.ia.us/iqrs/> for up-to-date information.

\*\*Centers, Preschools and Before/After school programs do not qualify for ChildNet Certification.

**For a family earning the median income of \$47,105 with an infant in child care they would pay:**

- 17% of their income before taxes, if their child was in a center
- 13% of their income before taxes, if their child was in a child care home

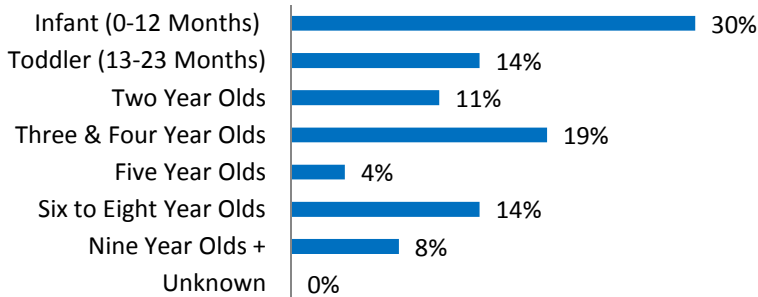
Data source: State Library of Iowa, [www.iowadatacenter.org](http://www.iowadatacenter.org).

**Out of 371 child care programs, 314 programs report they accept DHS Child Care Assistance funded children.**

Child Care Rates Per week	Infant (0-12 Months)	Toddler (13-23 months)	Two Year Olds	Three Year Olds	Four & Five Year Olds	Before & After School	Full Time School-age
DHS Registered Child Development Homes	\$114.05	\$111.69	\$108.01	\$104.79	\$102.88	\$67.02	\$97.05
DHS Licensed Centers	\$152.63	\$150.09	\$127.53	\$120.62	\$116.68	\$67.45	\$106.24

\* Note provider may charge by the month, week, day or hour.

### Percent of Requests for Child Care by Age



### Range of Preschool Tuition Rates per month by Age

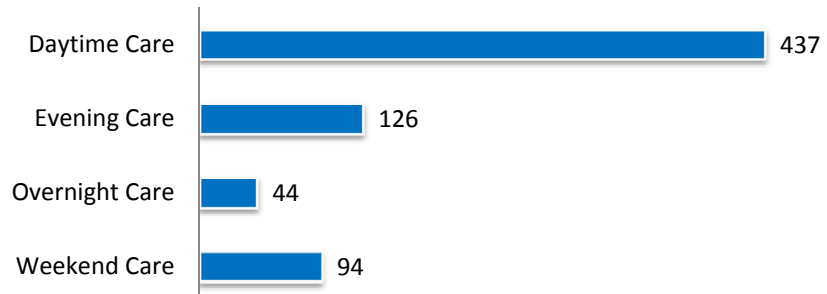
	Lowest	Highest
Three Yr Olds	\$135.00	\$135.00
Four Yr Olds +	\$185.00	\$185.00

\*Preschool classes range from 1-5 days a week.

\*Free preschool programs are not included in the rate ranges above.

**CCR&R referred 266 families with 463 children to child care providers.**

### Requests for Child Care by Type



\*Families may request more than one type of care for their child(ren).

Requests for Child Care data is from July 1 - December 31, 2009

Data provided by Child Care Resource & Referral using NACCRRAware as of January 1, 2010 unless otherwise noted.