

Poweshiek County - January 2010

Total County Population	20,623
Children ages 0 through 5	1,171
Children ages 6 through 9	763
Children ages 10 through 12	634

Data source: Woods & Poole Population Estimates as of Dec 31, 2009.

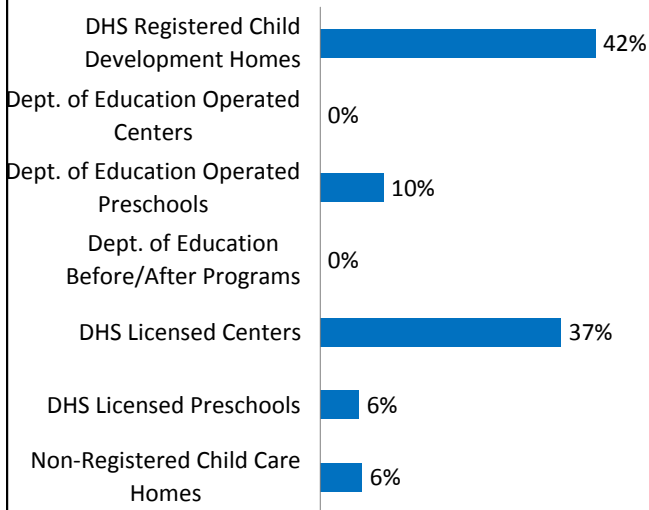


www.iowaccrr.org
1-877-216-8481

Families with all parents working & children under age 6	81%
Median Family Income	\$ 46,599
Average weekly income (Annual/52)	\$ 896

Data source: State Library of Iowa, www.iowadatatcenter.org.

Percent of Program Spaces



CCR&R may not have all DOE programs listed since they are not regulated by DHS.

1188 Total # spaces LISTED with CCR&R

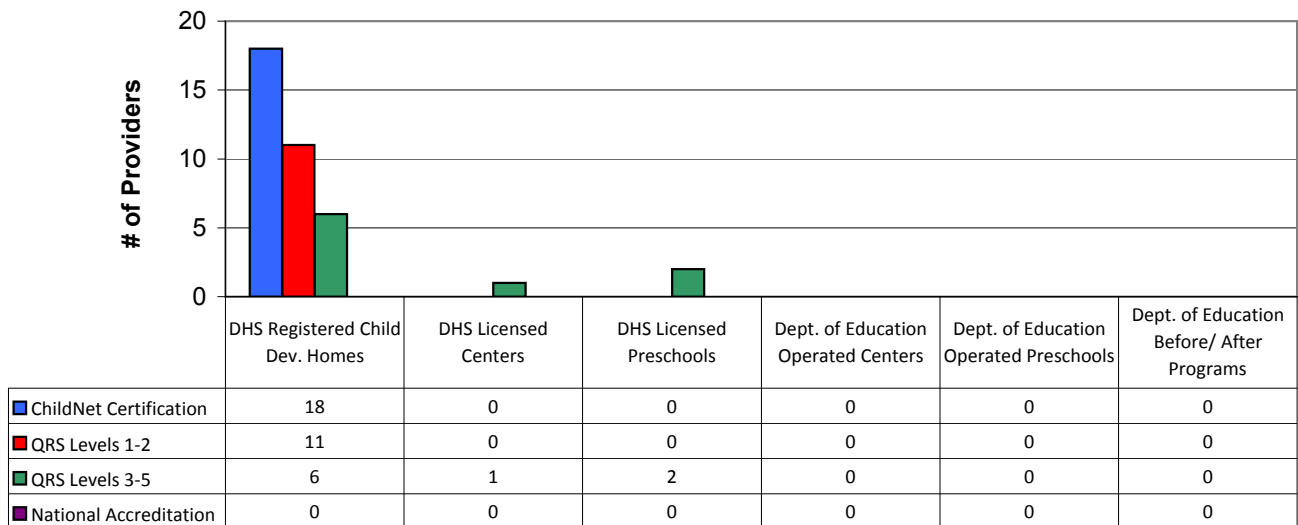
- 496 DHS Registered Child Development Homes
- 0 Dept. of Education Operated Centers
- 114 Dept. of Education Operated Preschools
- 0 Dept. of Education Before/After Programs
- 434 DHS Licensed Centers
- 69 DHS Licensed Preschools
- 75 Non-Registered Child Care Homes

77 Total Child Care Programs LISTED with CCR&R

- 49 DHS Registered Child Development Homes
- 0 Dept. of Education Operated Centers
- 3 Dept. of Education Operated Preschools
- 0 Dept. of Education Before/After Programs
- 7 DHS Licensed Centers
- 3 DHS Licensed Preschools
- 15 Non-Registered Child Care Homes

**School District Dept of Education programs are not licensed by DHS but meet Standards for Child Care adopted by the State Board of Education.*

Quality Programs for Providers



** Programs may choose to participate in more than one quality measure. The number of QRS Providers changes monthly.*

Go to <http://www.dhs.state.ia.us/iqrs/> for up-to-date information.

***Centers, Preschools and Before/After school programs do not qualify for ChildNet Certification.*

For a family earning the median income of \$46,599 with an infant in child care they would pay:

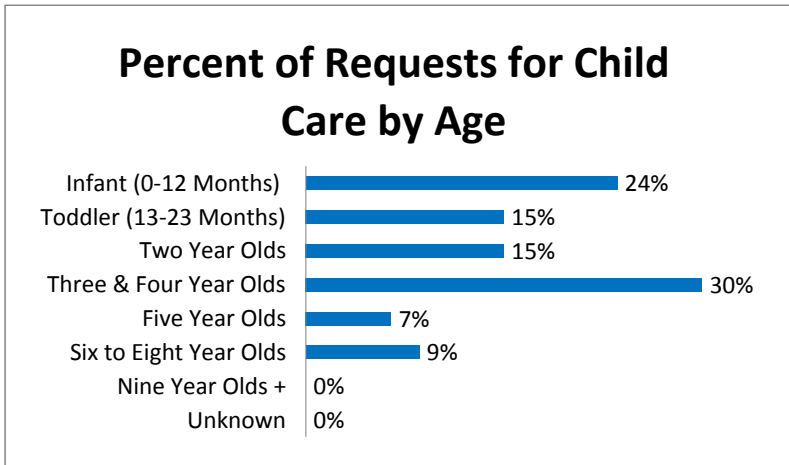
- 20 % of their income before taxes, if their child was in a center
- 11% of their income before taxes, if their child was in a child care home

Data source: State Library of Iowa, www.iowadatatcenter.org.

Out of 77 child care programs, 67 programs report they accept DHS Child Care Assistance funded children.

Child Care Rates Per week	Infant (0-12 Months)	Toddler (13-23 months)	Two Year Olds	Three Year Olds	Four & Five Year Olds	Before & After School	Full Time School-age
DHS Registered Child Development Homes	\$ 101.47	\$ 102.11	\$ 100.45	\$ 100.00	\$ 100.00	\$ 55.20	\$ 96.18
DHS Licensed Centers	\$ 175.00	\$ 175.00	\$ 160.00	\$ 145.00	\$ 145.00	\$ 45.00	\$ 120.00

* Note provider may charge by the month, week, day or hour.

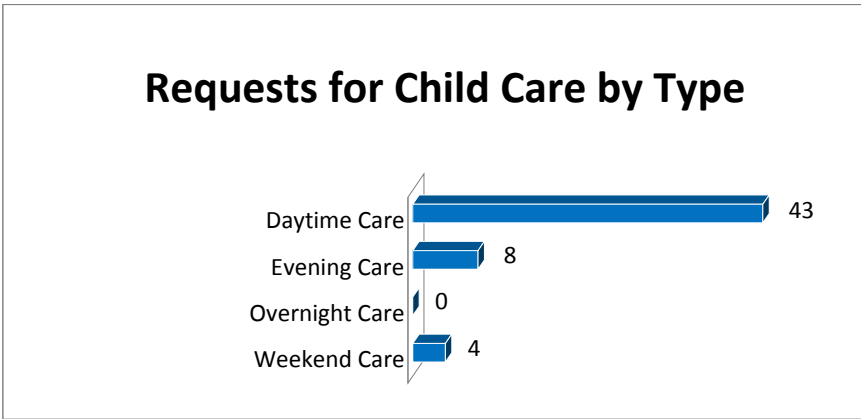


Range of Preschool Tuition Rates per month by Age

	Lowest	Highest
Three Yr Olds	\$180.00	\$180.00
Four Yr Olds +	\$60.00	\$180.00

*Preschool classes range from 1-5 days a week.
*Free preschool programs are not included in the rate ranges above.

CCR&R referred 31 families with 46 children to child care providers.



*Families may request more than one type of care for their child(ren).
Requests for Child Care data is from July 1 - December 31, 2009

Data provided by Child Care Resource & Referral using NACCRRAware as of January 1, 2010 unless otherwise noted.