

Scott County - January 2010

Total County Population	165,453
Children ages 0 through 5	14,294
Children ages 6 through 9	9,304
Children ages 10 through 12	6,818

Data source: Woods & Poole Population Estimates as of Dec 31, 2009.

Families with all parents working & children under age 6	69%
Median Family Income	\$ 52,045
Average weekly income (Annual/52)	\$ 1,001

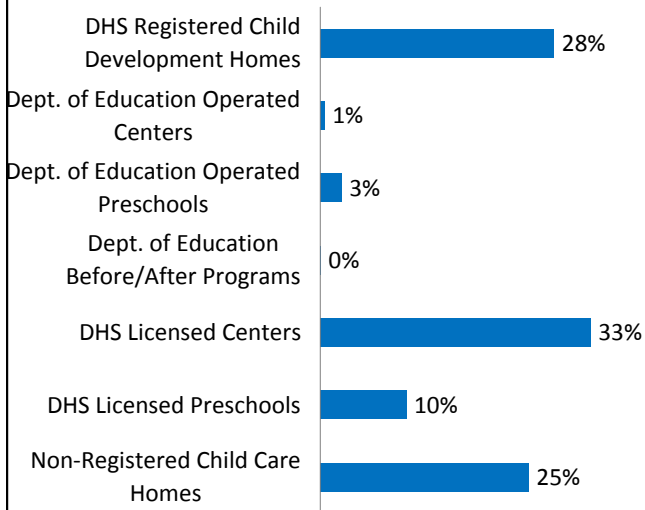
Data source: State Library of Iowa, www.iowadatatcenter.org.



www.iowaccrr.org

1-877-216-8481

Percent of Program Spaces



CCR&R may not have all DOE programs listed since they are not regulated by DHS.

10394 Total # spaces LISTED with CCR&R

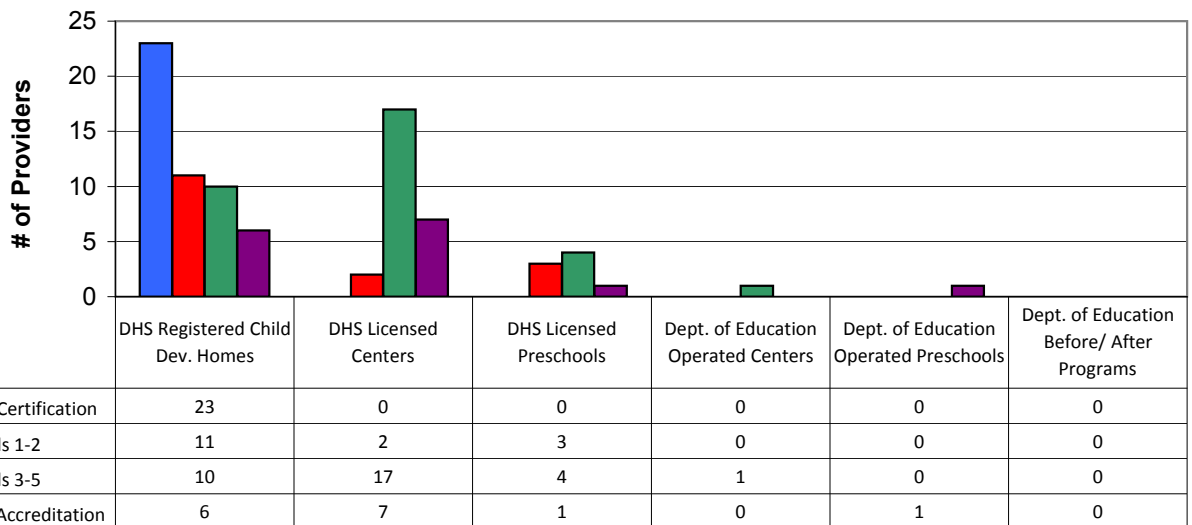
- 2948 DHS Registered Child Development Homes
 - 52 Dept. of Education Operated Centers
 - 266 Dept. of Education Operated Preschools
 - 5 Dept. of Education Before/After Programs
- 3410 DHS Licensed Centers
- 1083 DHS Licensed Preschools
- 2630 Non-Registered Child Care Homes

906 Total Child Care Programs LISTED with CCR&R

- 291 DHS Registered Child Development Homes
 - 3 Dept. of Education Operated Centers
 - 6 Dept. of Education Operated Preschools
 - 1 Dept. of Education Before/After Programs
- 52 DHS Licensed Centers
- 27 DHS Licensed Preschools
- 526 Non-Registered Child Care Homes

*School District Dept of Education programs are not licensed by DHS but meet Standards for Child Care adopted by the State Board of Education.

Quality Programs for Providers



* Programs may choose to participate in more than one quality measure. The number of QRS Providers changes monthly.

Go to <http://www.dhs.state.ia.us/iqrs/> for up-to-date information.

**Centers, Preschools and Before/After school programs do not qualify for ChildNet Certification.

For a family earning the median income of \$52,045 with an infant in child care they would pay:

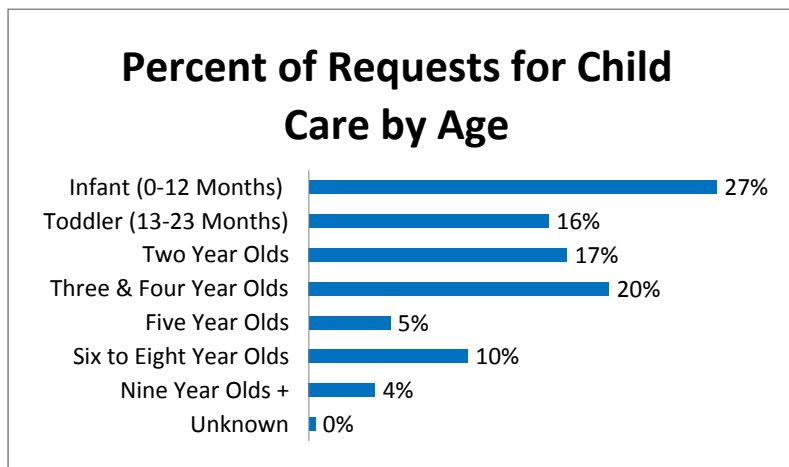
- 18 % of their income before taxes, if their child was in a center
- 12% of their income before taxes, if their child was in a child care home

Data source: State Library of Iowa, www.iowadatatcenter.org.

Out of 906 child care programs, 807 programs report they accept DHS Child Care Assistance funded children.

Child Care Rates Per week	Infant (0-12 Months)	Toddler (13-23 months)	Two Year Olds	Three Year Olds	Four & Five Year Olds	Before & After School	Full Time School-age
DHS Registered Child Development Homes	\$ 120.73	\$ 117.81	\$ 113.90	\$ 113.19	\$ 109.92	\$ 56.69	\$ 101.37
DHS Licensed Centers	\$ 189.31	\$ 177.57	\$ 151.76	\$ 138.81	\$ 137.48	\$ 86.20	\$ 136.80

* Note provider may charge by the month, week, day or hour.



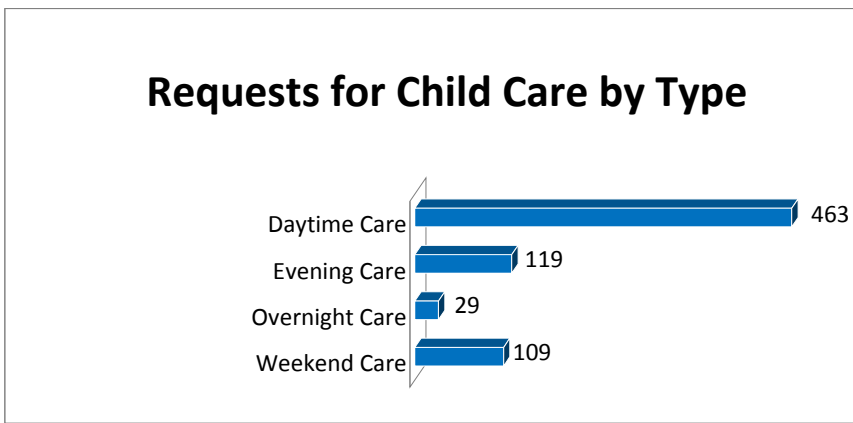
Range of Preschool Tuition Rates per month by Age

	Lowest	Highest
Three Yr Olds	\$60.00	\$293.00
Four Yr Olds +	\$70.00	\$416.00

*Preschool classes range from 1-5 days a week.

*Free preschool programs are not included in the rate ranges above.

CCR&R referred 328 families with 506 children to child care providers.



*Families may request more than one type of care for their child(ren).

Requests for Child Care data is from July 1 - December 31, 2009

Data provided by Child Care Resource & Referral using NACCRRAware as of January 1, 2010 unless otherwise noted.