

Woodbury County - January 2010

| | |
|-----------------------------|---------|
| Total County Population | 102,643 |
| Children ages 0 through 5 | 9,867 |
| Children ages 6 through 9 | 6,092 |
| Children ages 10 through 12 | 4,619 |

Data source: Woods & Poole Population Estimates as of Dec 31, 2009.

| | |
|--|-----------|
| Families with all parents working & children under age 6 | 69% |
| Median Family Income | \$ 46,499 |
| Average weekly income (Annual/52) | \$ 894 |

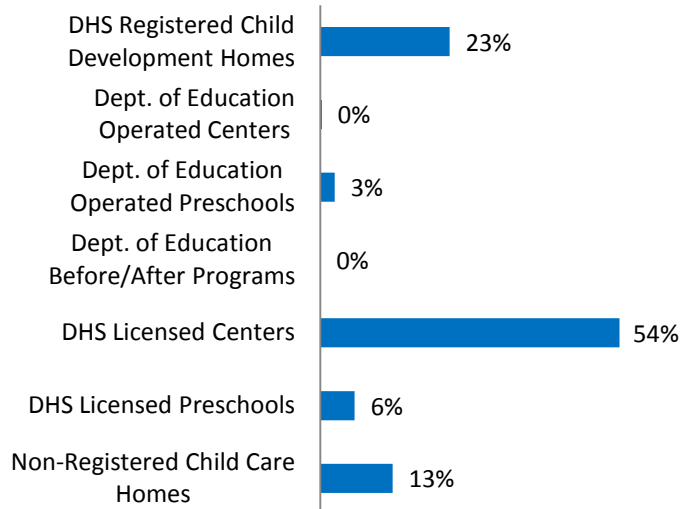
Data source: State Library of Iowa, www.iowadatecenter.org.



www.iowaccrr.org

1-877-216-8481

Percent of Program Spaces



CCR&R may not have all DOE programs listed since they are not regulated by DHS.

8,774 Total # spaces LISTED with CCR&R

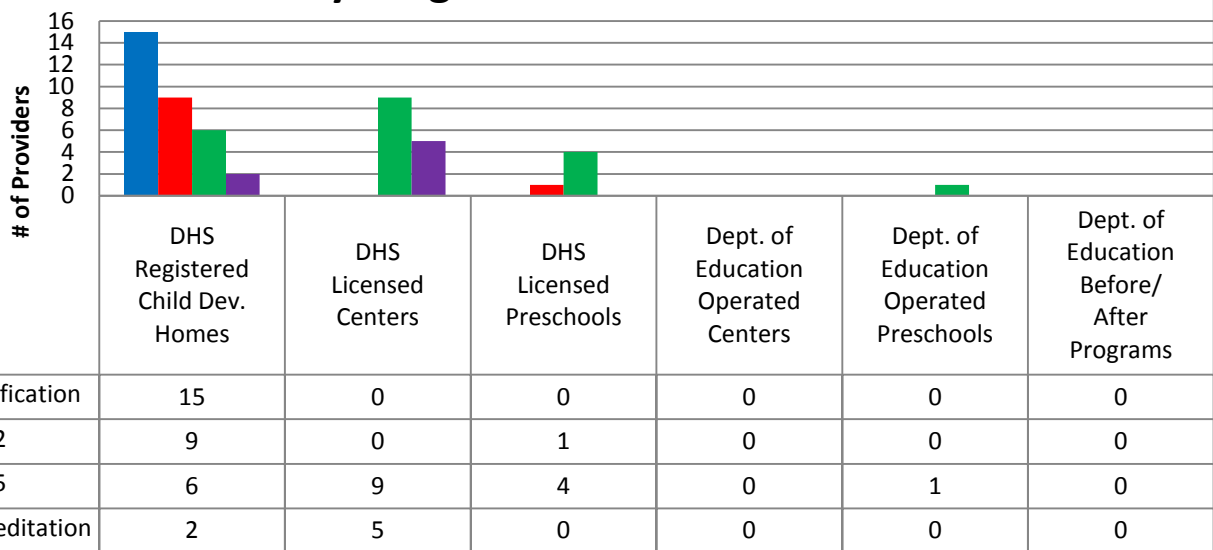
- 2,060 DHS Registered Child Development Homes
 - 22 Dept. of Education Operated Centers
 - 227 Dept. of Education Operated Preschools
 - 0 Dept. of Education Before/After Programs
- 4,770 DHS Licensed Centers
 - 545 DHS Licensed Preschools
- 1,150 Non-Registered Child Care Homes

512 Total Child Care Programs LISTED with CCR&R

- 191 DHS Registered Child Development Homes
 - 1 Dept. of Education Operated Centers
 - 10 Dept. of Education Operated Preschools
 - 1 Dept. of Education Before/After Programs
- 63 DHS Licensed Centers
 - 16 DHS Licensed Preschools
- 230 Non-Registered Child Care Homes

*School District Dept of Education programs are not licensed by DHS but meet Standards for Child Care adopted by the State Board of Education.

Quality Programs for Providers



* Programs may choose to participate in more than one quality measure. The number of QRS Providers changes monthly.

Go to <http://www.dhs.state.ia.us/iqrs/> for up-to-date information.

**Centers, Preschools and Before/After school programs do not qualify for ChildNet Certification.

For a family earning the median income of \$46,499 with an infant in child care they would pay:

- 16% of their income before taxes, if their child was in a center
- 13% of their income before taxes, if their child was in a child care home

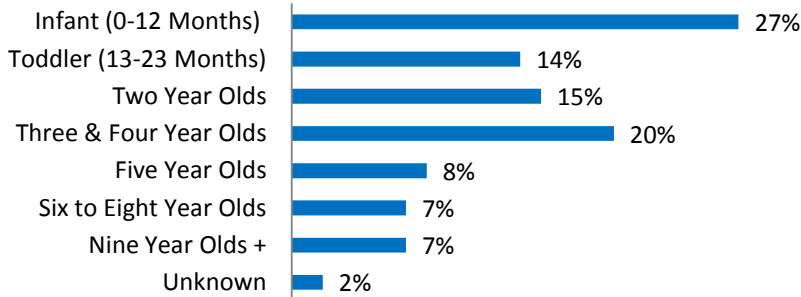
Data source: State Library of Iowa, www.iowadatacenter.org.

Out of 512 child care programs, 353 programs report they accept DHS Child Care Assistance funded children.

| Child Care Rates Per week | Infant (0-12 Months) | Toddler (13-23 months) | Two Year Olds | Three Year Olds | Four & Five Year Olds | Before & After School | Full Time School-age |
|--|----------------------------|------------------------------|------------------|--------------------|-----------------------------|-----------------------------|----------------------|
| DHS Registered Child Development Homes | \$ 117.90 | \$ 117.90 | \$ 115.65 | \$ 115.20 | \$ 115.20 | \$ 51.80 | \$ 114.30 |
| DHS Licensed Centers | \$ 146.92 | \$ 145.79 | \$ 124.76 | \$ 123.43 | \$ 122.96 | \$ 73.47 | \$ 117.28 |

* Note provider may charge by the month, week, day or hour.

Percent of Requests for Child Care by Age



Range of Preschool Tuition Rates per month by Age


| | Lowest | Highest |
|----------------|---------|----------|
| Three Yr Olds | \$55.00 | \$145.00 |
| Four Yr Olds + | \$65.00 | \$145.00 |

*Preschool classes range from 1-5 days a week.

*Free preschool programs are not included in the rate ranges above.

CCR&R referred 106 families with 158 children to child care providers.

Requests for Child Care by Type



*Families may request more than one type of care for their child(ren).

Requests for Child Care data is from July 1 - December 31, 2009

Data provided by Child Care Resource & Referral using NACCRRAware as of January 1, 2010 unless otherwise noted.